

Trinity Christian School
 901 Shorewood Drive
 Shorewood, IL 60404

Trinity Christian School



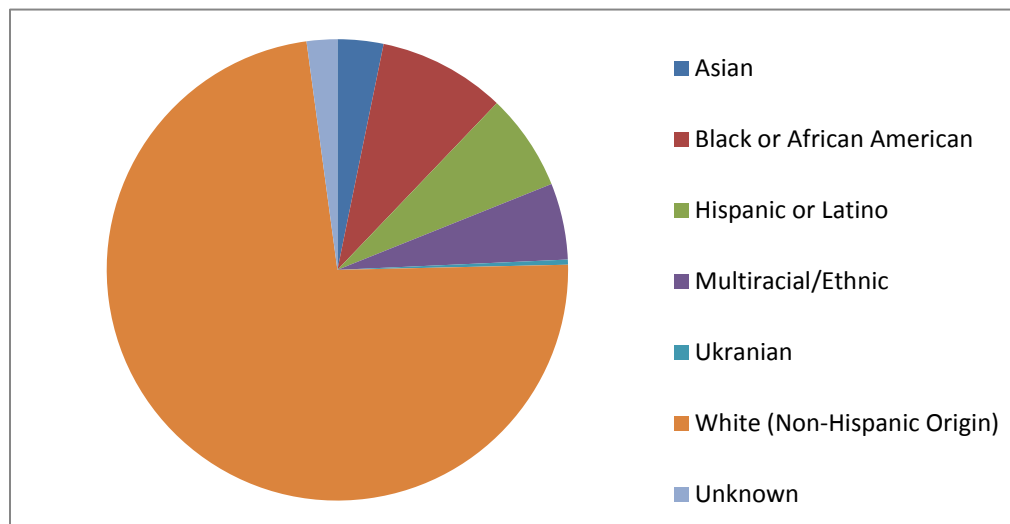
Growing His Kingdom... One student at a time

2013-2014 School Report Card
 Grades K-8

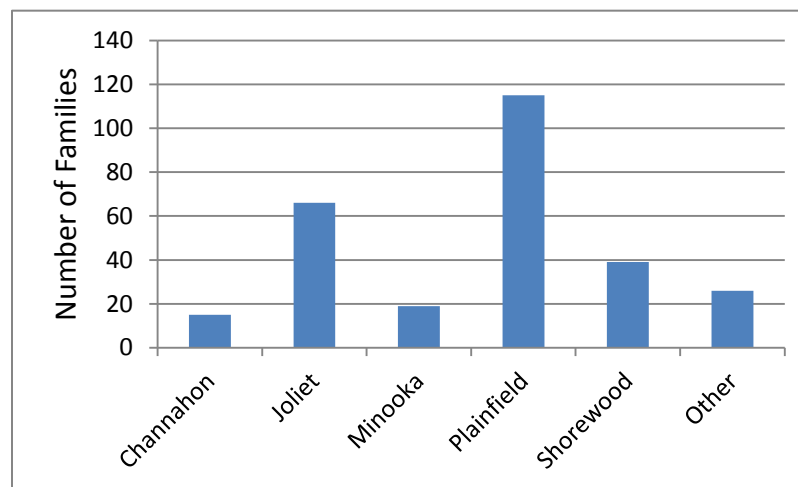
Demographics

Female	141
Male	139

Asian	9
Black or African American	25
Hispanic or Latino	19
Multiracial/Ethnic	15
Ukranian	1
White (Non-Hispanic Origin)	205
Unknown	6
Total Enrollment	280



Channahon	15
Joliet	66
Minooka	19
Plainfield	115
Shorewood	39
Other	26
Total Enrollment	280



Instructional Setting

Average Class Size

Max=24

#=How Many Classes

	K		1st		2nd		3rd		4th		5th		6th		7th		8th	
	#	Avg. Size	#	Avg. Size	#	Avg. Size	#	Avg. Size	#	Avg. Size	#	Avg. Size	#	Avg. Size	#	Avg. Size	#	Avg. Size
2013-2014	2	12	2	15.5	2	17.5	2	17.5	2	16	2	14.5	2	14	2	13	2	18

Academic Performance

2013-2014 Testing Scores

TERRA NOVA 3 – Standardized Testing

Overview:

TerraNova, Third Edition Complete Battery provides detailed diagnostic information. This series of assessments generates precise norm-referenced achievement scores, a full complement of criterion-referenced objective mastery scores, and performance-level information.

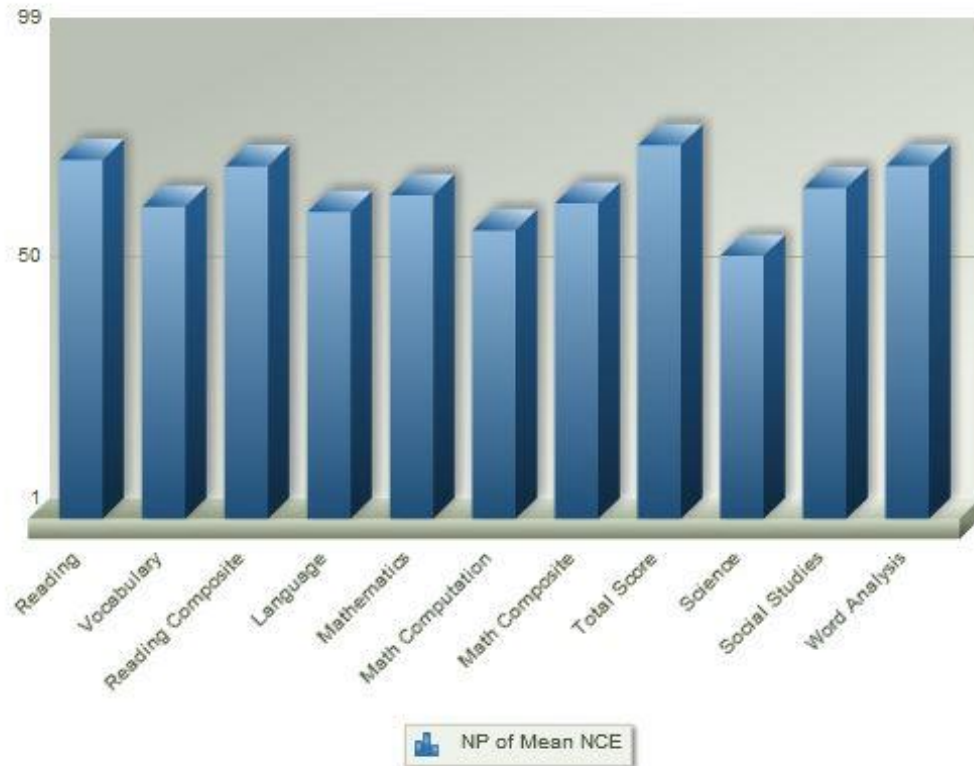
Features:

- Uses selected-response items to provide detailed comparative and diagnostic information
- Provides norm-referenced achievement scores, criterion-referenced objective mastery scores, and performance-level information

Complete Battery supports student achievement at every stage of the instruction/assessment cycle. Trinity Christian School's results are illustrated below.

NP of Mean NCE for TRINITY CHR SCH

ACSI Spring 2014, Grade: 1, Form/Level: GL/11



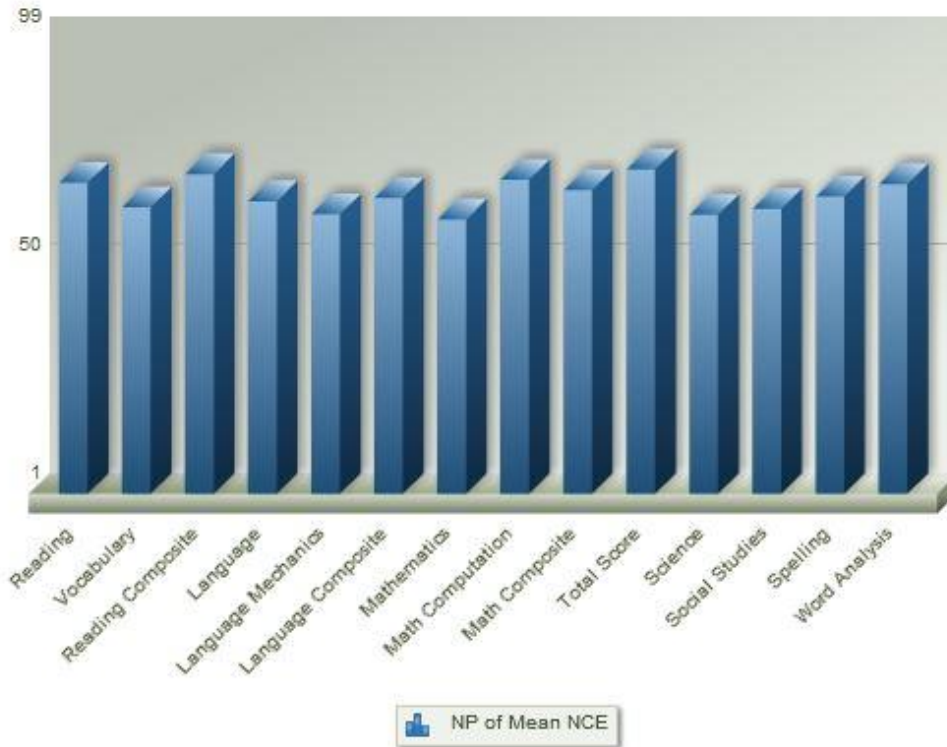
Subtest Name	# of Students	Mean SS	NP of Mean NCE
Reading	31	620.7	87
Vocabulary	31	586.7	76
Reading Composite	31	604.0	86
Language	31	612.5	74
Mathematics	31	563.4	79
Math Computation	31	506.7	68
Math Composite	31	535.4	77
Total Score	31	598.9	90
Science	31	567.0	59
Social Studies	31	614.6	81
Word Analysis	31	622.0	86

NP – National Percentile

- A number that represents the percentage of students who scored at or below a given point
- For example, if a student scored at the 90th percentile, it would mean that they scored higher than 89 percent of the students who took that test
- Percentile literally means per hundred

NP of Mean NCE for TRINITY CHR SCH

ACSI Spring 2014, Grade: 2, Form/Level: GL/12



Subtest Name	# of Students	Mean SS	NP of Mean NCE
Reading	36	641.3	80
Vocabulary	36	618.7	72
Reading Composite	36	630.1	82
Language	36	635.9	74
Language Mechanics	36	622.4	70
Language Composite	36	629.4	75
Mathematics	36	589.7	68
Math Computation	36	575.1	81
Math Composite	36	582.6	78
Total Score	36	622.3	83
Science	36	610.4	70
Social Studies	36	628.8	72
Spelling	36	615.4	76
Word Analysis	36	646.9	80

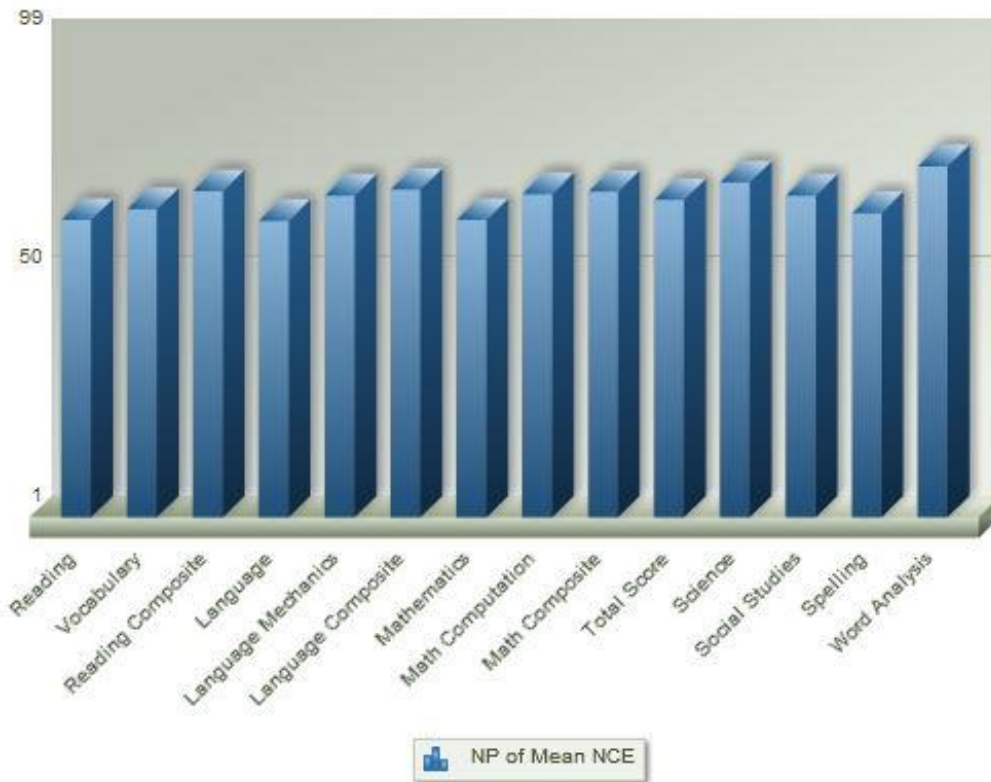
* Admin years 2012 and 2013: 2007 Norms; Admin years 2014 and beyond: 2011 Norms

NP – National Percentile

- A number that represents the percentage of students who scored at or below a given point
- For example, if a student scored at the 90th percentile, it would mean that they scored higher than 89 percent of the students who took that test
- Percentile literally means per hundred

NP of Mean NCE for TRINITY CHR SCH

ACSI Spring 2014, Grade: 3, Form/Level: G/13



Subtest Name	# of Students	Mean SS	NP of Mean NCE
Reading	35	648.6	72
Vocabulary	35	644.3	75
Reading Composite	35	646.7	80
Language	35	645.5	71
Language Mechanics	35	648.3	79
Language Composite	35	647.3	81
Mathematics	35	634.9	72
Math Computation	35	619.6	79
Math Composite	35	627.5	80
Total Score	35	643.0	78
Science	35	659.5	83
Social Studies	35	655.4	79
Spelling	35	638.3	74
Word Analysis	35	674.8	86

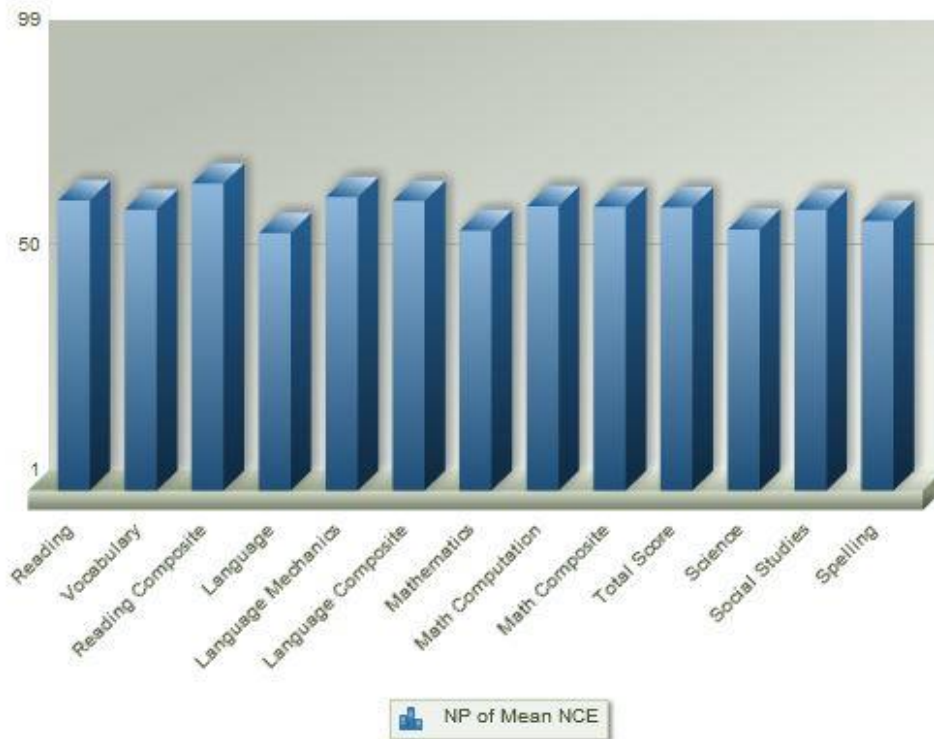
* Admin years 2012 and 2013: 2007 Norms; Admin years 2014 and beyond: 2011 Norms

NP – National Percentile

- A number that represents the percentage of students who scored at or below a given point
- For example, if a student scored at the 90th percentile, it would mean that they scored higher than 89 percent of the students who took that test
- Percentile literally means per hundred

NP of Mean NCE for TRINITY CHR SCH

ACSI Spring 2014, Grade: 4, Form/Level: G/14



Subtest Name	# of Students	Mean SS	NP of Mean NCE
Reading	32	664.3	75
Vocabulary	32	654.9	72
Reading Composite	32	659.9	80
Language	32	649.6	63
Language Mechanics	32	658.4	76
Language Composite	32	654.3	75
Mathematics	32	647.5	64
Math Computation	32	642.0	73
Math Composite	32	645.0	73
Total Score	32	653.8	73
Science	32	650.7	64
Social Studies	32	663.3	72
Spelling	32	647.8	68

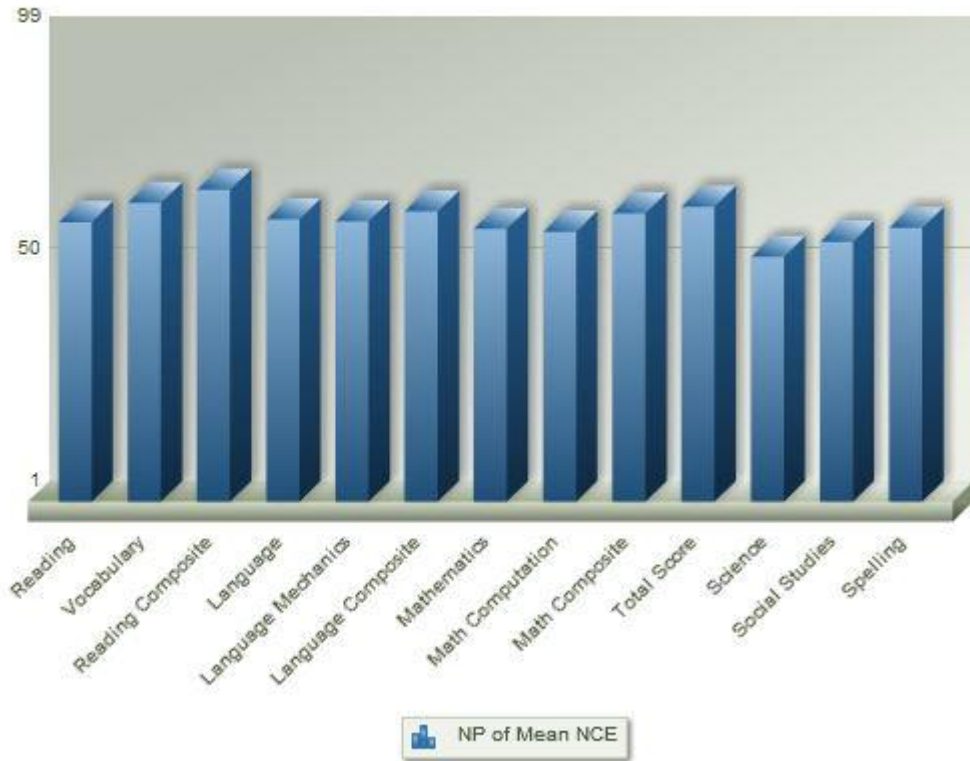
* Admin years 2012 and 2013: 2007 Norms; Admin years 2014 and beyond: 2011 Norms

NP – National Percentile

- A number that represents the percentage of students who scored at or below a given point
- For example, if a student scored at the 90th percentile, it would mean that they scored higher than 89 percent of the students who took that test
- Percentile literally means per hundred

NP of Mean NCE for TRINITY CHR SCH

ACSI Spring 2014, Grade: 5, Form/Level: G/15



Subtest Name	# of Students	Mean SS	NP of Mean NCE
Reading	29	670.7	68
Vocabulary	29	673.8	75
Reading Composite	29	672.4	79
Language	29	669.9	69
Language Mechanics	29	664.6	69
Language Composite	29	667.4	72
Mathematics	29	664.9	66
Math Computation	29	654.7	65
Math Composite	29	660.0	71
Total Score	29	668.4	73
Science	29	660.6	55
Social Studies	29	661.0	61
Spelling	29	660.3	66

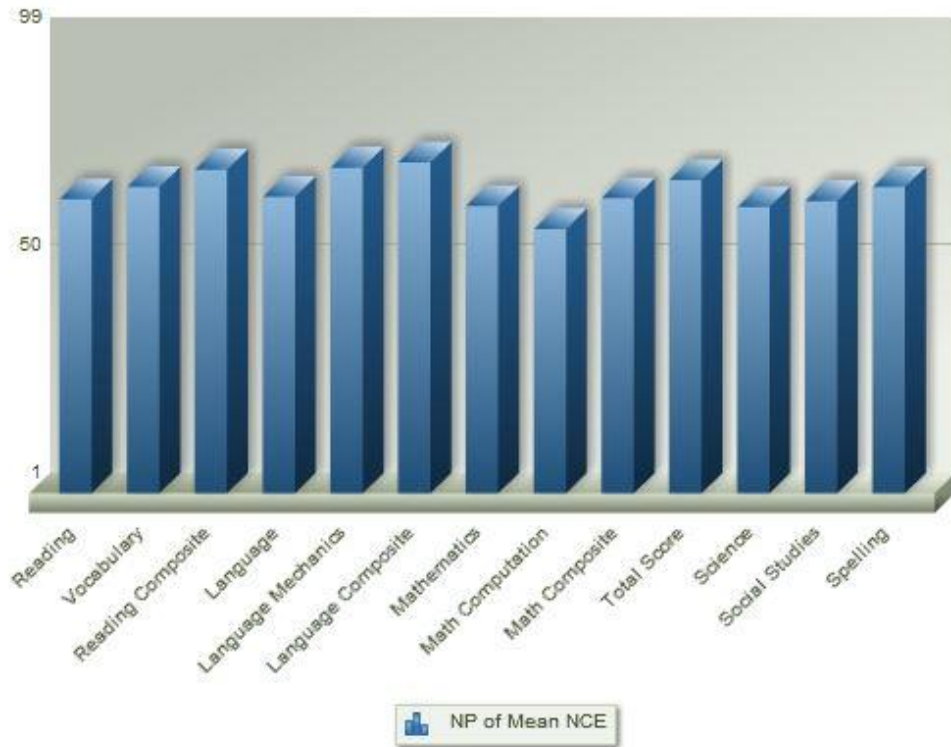
* Admin years 2012 and 2013: 2007 Norms; Admin years 2014 and beyond: 2011 Norms

NP – National Percentile

- A number that represents the percentage of students who scored at or below a given point
- For example, if a student scored at the 90th percentile, it would mean that they scored higher than 89 percent of the students who took that test
- Percentile literally means per hundred

NP of Mean NCE for TRINITY CHR SCH

ACSI Spring 2014, Grade: 6, Form/Level: G/16



Subtest Name	# of Students	Mean SS	NP of Mean NCE
Reading	29	683.2	75
Vocabulary	29	686.3	79
Reading Composite	29	685.0	84
Language	29	681.4	76
Language Mechanics	29	692.6	84
Language Composite	29	687.2	85
Mathematics	29	690.4	73
Math Computation	29	673.6	64
Math Composite	29	682.3	75
Total Score	29	685.0	81
Science	29	683.9	72
Social Studies	29	683.5	75
Spelling	29	688.0	79

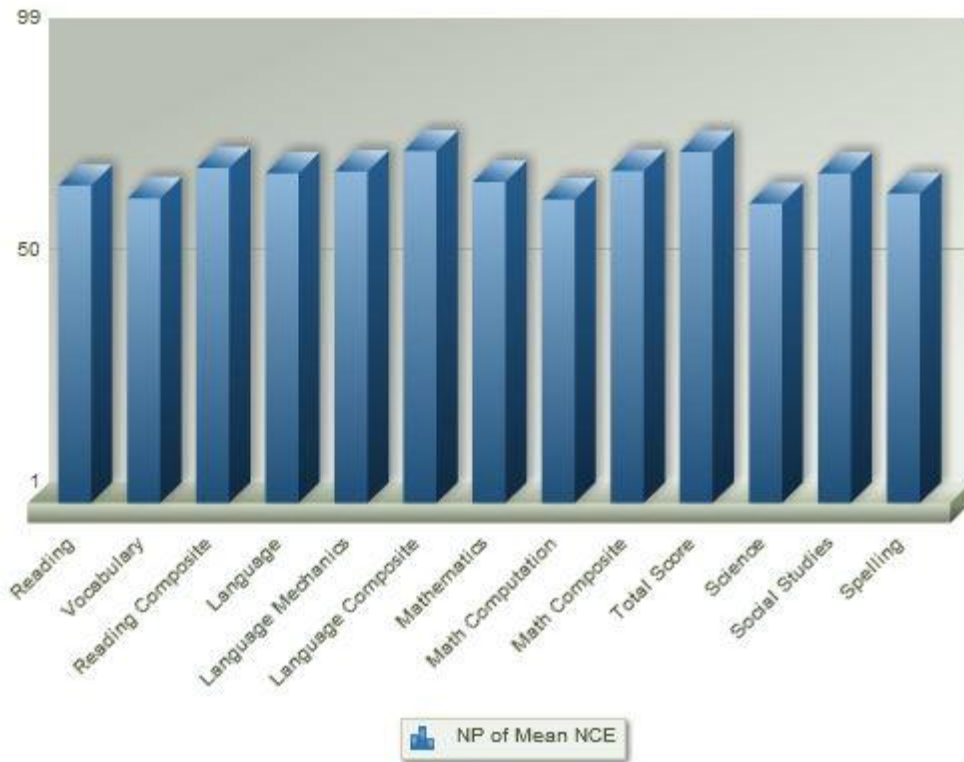
* Admin years 2012 and 2013: 2007 Norms; Admin years 2014 and beyond: 2011 Norms

NP – National Percentile

- A number that represents the percentage of students who scored at or below a given point
- For example, if a student scored at the 90th percentile, it would mean that they scored higher than 89 percent of the students who took that test
- Percentile literally means per hundred

NP of Mean NCE for TRINITY CHR SCH

ACSI Spring 2014, Grade: 7, Form/Level: G/17



Subtest Name	# of Students	Mean SS	NP of Mean NCE
Reading	25	696.6	80
Vocabulary	25	691.3	77
Reading Composite	25	694.2	85
Language	25	698.6	84
Language Mechanics	25	703.8	84
Language Composite	25	701.5	89
Mathematics	25	707.8	81
Math Computation	25	697.8	76
Math Composite	25	702.9	84
Total Score	25	701.0	88
Science	25	697.7	75
Social Studies	25	708.4	84
Spelling	25	697.6	78

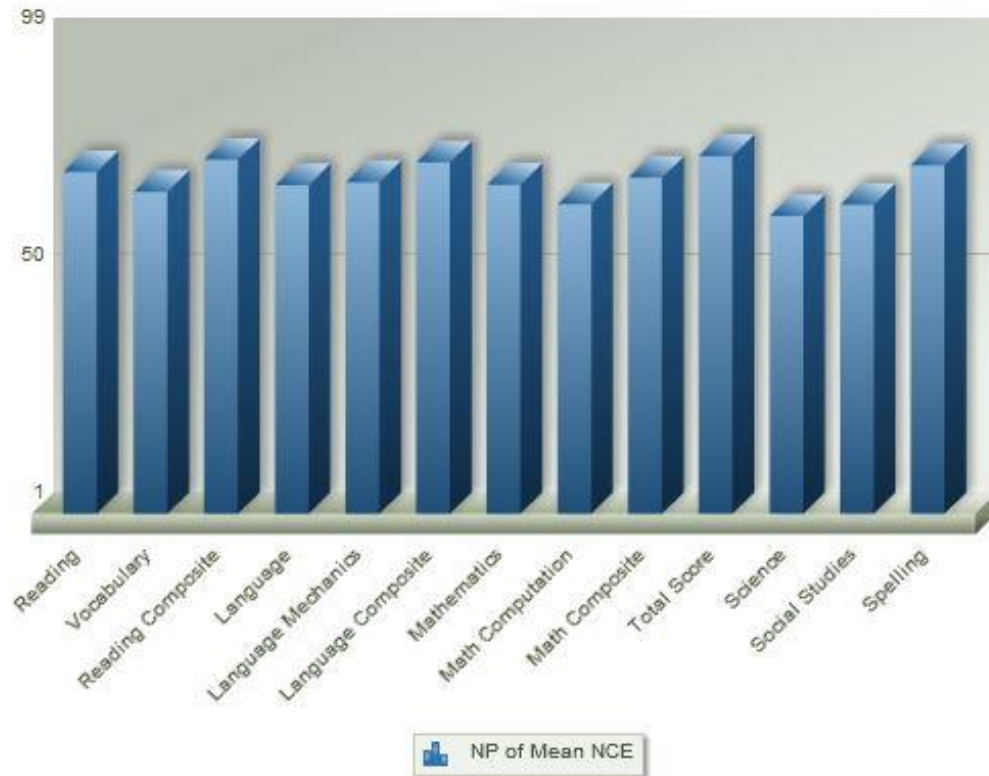
* Admin years 2012 and 2013: 2007 Norms; Admin years 2014 and beyond: 2011 Norms

NP – National Percentile

- A number that represents the percentage of students who scored at or below a given point
- For example, if a student scored at the 90th percentile, it would mean that they scored higher than 89 percent of the students who took that test
- Percentile literally means per hundred

NP of Mean NCE for TRINITY CHR SCH

ACSI Spring 2014, Grade: 8, Form/Level: G/18



Subtest Name	# of Students	Mean SS	NP of Mean NCE
Reading	36	709.8	85
Vocabulary	36	702.4	80
Reading Composite	36	706.3	87
Language	36	704.6	81
Language Mechanics	36	706.6	82
Language Composite	36	705.9	87
Mathematics	36	721.6	82
Math Computation	36	720.1	76
Math Composite	36	721.0	83
Total Score	36	712.0	88
Science	36	710.6	72
Social Studies	36	699.9	76
Spelling	36	721.3	86

* Admin years 2012 and 2013: 2007 Norms; Admin years 2014 and beyond: 2011 Norms

NP – National Percentile

- A number that represents the percentage of students who scored at or below a given point
- For example, if a student scored at the 90th percentile, it would mean that they scored higher than 89 percent of the students who took that test
- Percentile literally means per hundred