

Trinity Christian School
 901 Shorewood Drive
 Shorewood, IL 60404

Trinity Christian School



Growing His Kingdom... One student at a time

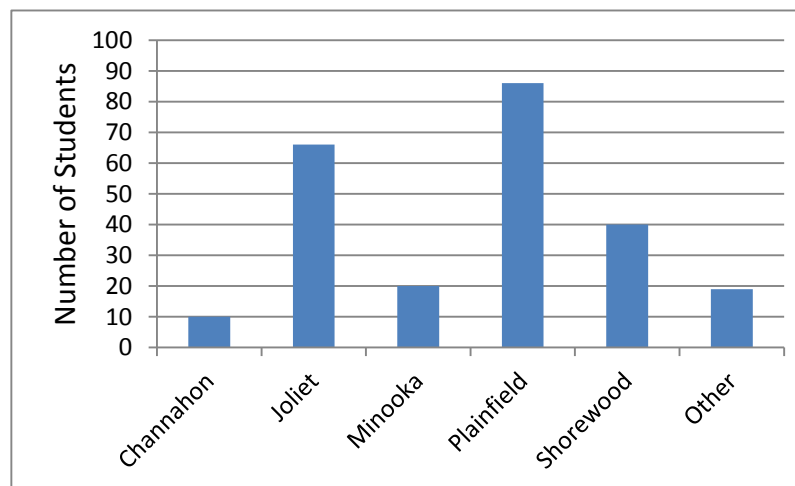
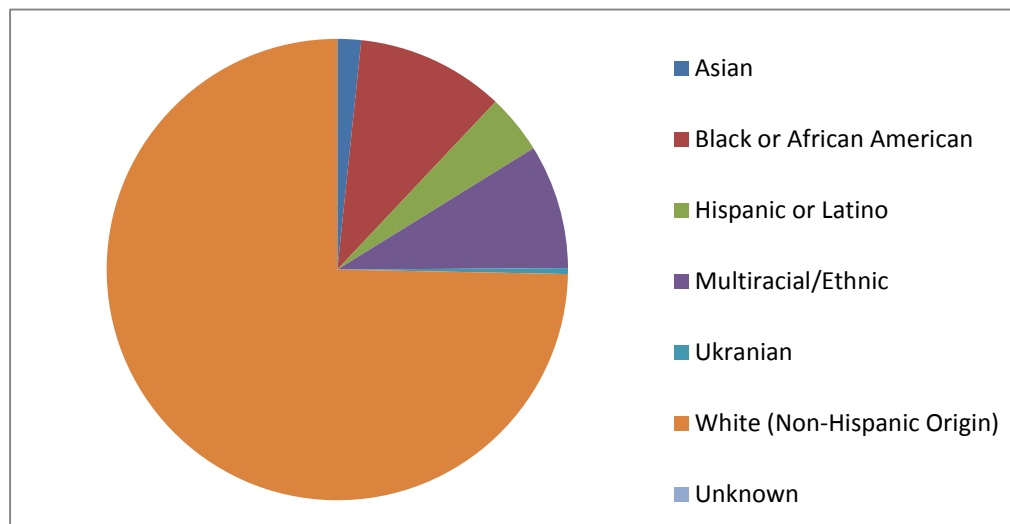
2017-2018 School Report Card
 Grades K-8 (demographics updated 11/9/17)

Demographics

Female	125
Male	116

Asian	4
Black or African American	25
Hispanic or Latino	10
Multiracial/Ethnic	21
Ukranian	1
White (Non-Hispanic Origin)	180
Unknown	0
Total Enrollment	241

Channahon	10
Joliet	66
Minooka	20
Plainfield	86
Shorewood	40
Other	19
Total Enrollment	241



Instructional Setting

Average Class Size

#=How Many Classes

	K		1st		2nd		3rd		4th		5th		6th		7th		8th	
	#	Avg. Size	#	Avg. Size	#	Avg. Size	#	Avg. Size	#	Avg. Size	#	Avg. Size	#	Avg. Size	#	Avg. Size	#	Avg. Size
2017-2018	2	15	1	11	1	25	2	14.5	1	20	2	14.5	2	15	2	18	1	26

Academic Performance

2017-2018 Testing Scores

TERRA NOVA 3 – Standardized Testing

Overview:

TerraNova, Third Edition Complete Battery provides detailed diagnostic information. This series of assessments generates precise norm-referenced achievement scores, a full complement of criterion-referenced objective mastery scores, and performance-level information.

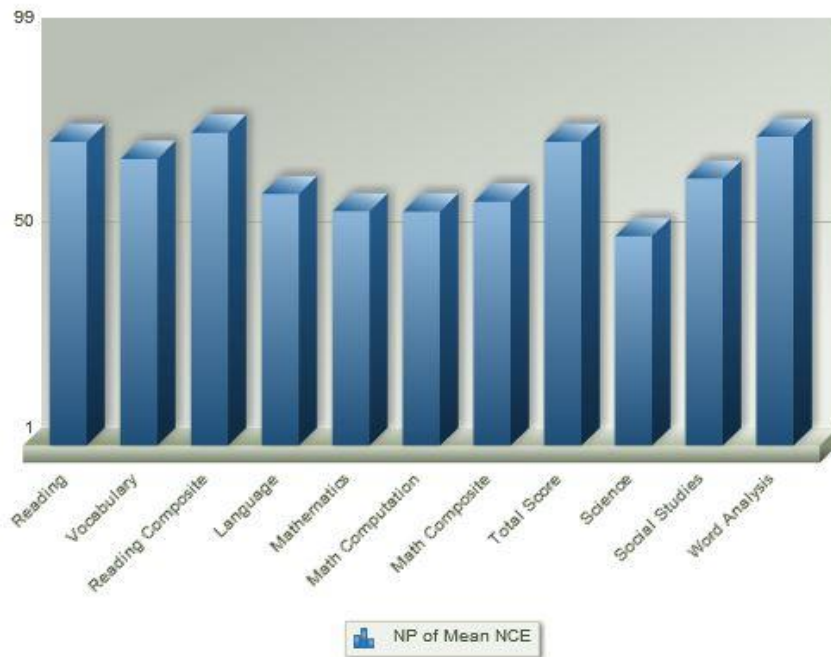
Features:

- Uses selected-response items to provide detailed comparative and diagnostic information
- Provides norm-referenced achievement scores, criterion-referenced objective mastery scores, and performance-level information

Complete Battery supports student achievement at every stage of the instruction/assessment cycle. Trinity Christian School's results are illustrated below.

NP of Mean NCE for TRINITY CHR SCH

CSP Spring 2018, Grade: 1, Form/Level: GL/11



Subtest Name	# of Students	Mean SS	NP of Mean NCE
Reading	16	624.1	87
Vocabulary	16	598.1	82
Reading Composite	16	611.3	89
Language	16	608.3	70
Mathematics	16	543.7	63
Math Computation	16	506.0	63
Math Composite	16	525.2	67
Total Score	16	592.0	87
Science	16	559.3	52
Social Studies	16	605.8	76
Word Analysis	16	624.1	88

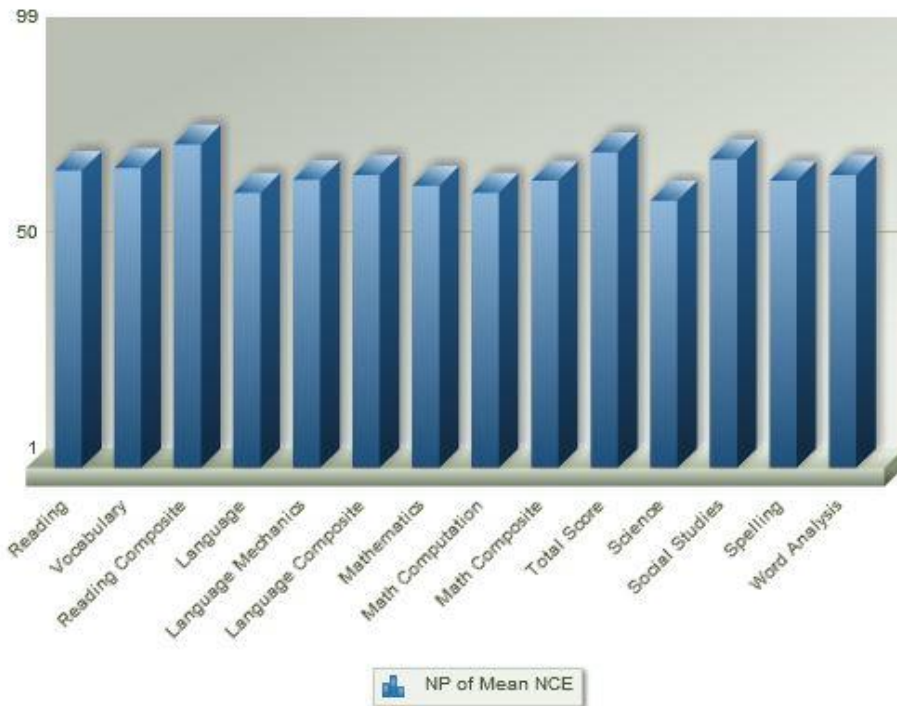
* Admin years 2012 and 2013: 2007 Norms; Admin years 2014 and beyond: 2011 Norms

NP – National Percentile

- A number that represents the percentage of students who scored at or below a given point
- For example, if a student scored at the 90th percentile, it would mean that they scored higher than 89 percent of the students who took that test
- Percentile literally means per hundred

NP of Mean NCE for TRINITY CHR SCH

CSP Spring 2018, Grade: 2, Form/Level: GL/12



Subtest Name	# of Students	Mean SS	NP of Mean NCE
Reading	25	641.7	81
Vocabulary	25	631.0	82
Reading Composite	25	636.5	88
Language	25	633.7	74
Language Mechanics	25	630.9	78
Language Composite	25	632.5	80
Mathematics	25	600.5	76
Math Computation	25	565.8	74
Math Composite	25	583.4	78
Total Score	25	625.2	86
Science	25	613.4	71
Social Studies	25	650.7	84
Spelling	25	618.8	78
Word Analysis	25	647.8	80

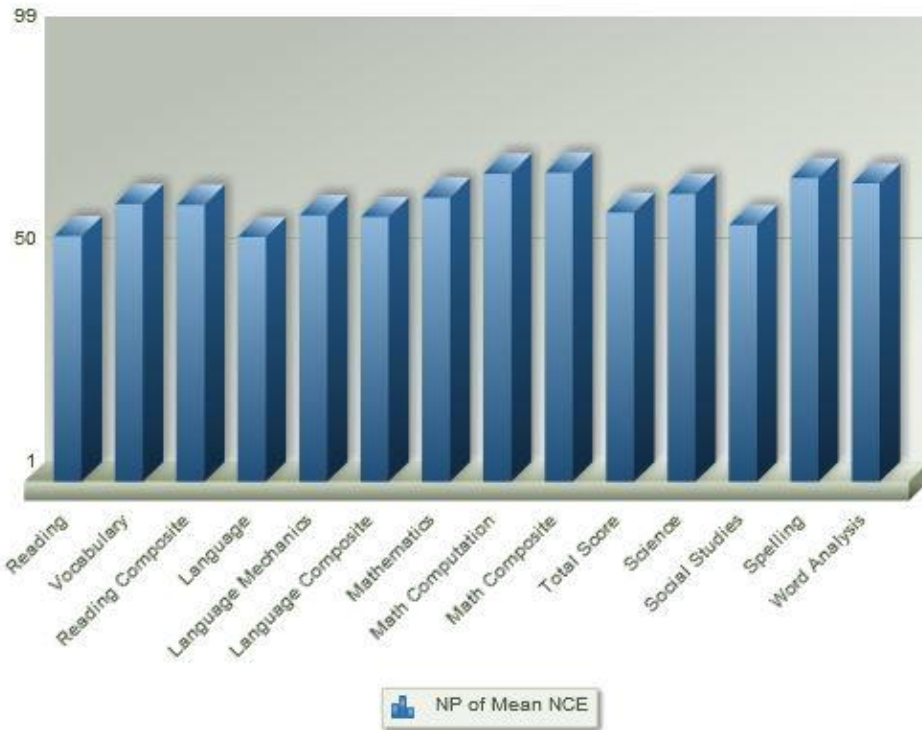
* Admin years 2012 and 2013: 2007 Norms; Admin years 2014 and beyond: 2011 Norms

NP – National Percentile

- A number that represents the percentage of students who scored at or below a given point
- For example, if a student scored at the 90th percentile, it would mean that they scored higher than 89 percent of the students who took that test
- Percentile literally means per hundred

NP of Mean NCE for TRINITY CHR SCH

CSP Spring 2018, Grade: 3, Form/Level: G/13



Subtest Name	# of Students	Mean SS	NP of Mean NCE
Reading	29	635.9	60
Vocabulary	29	641.6	72
Reading Composite	29	638.9	71
Language	29	631.8	59
Language Mechanics	29	636.0	68
Language Composite	29	634.1	67
Mathematics	29	638.9	74
Math Computation	29	622.6	81
Math Composite	29	630.9	82
Total Score	29	635.5	69
Science	29	646.8	75
Social Studies	29	640.4	64
Spelling	29	647.9	80
Word Analysis	29	662.8	78

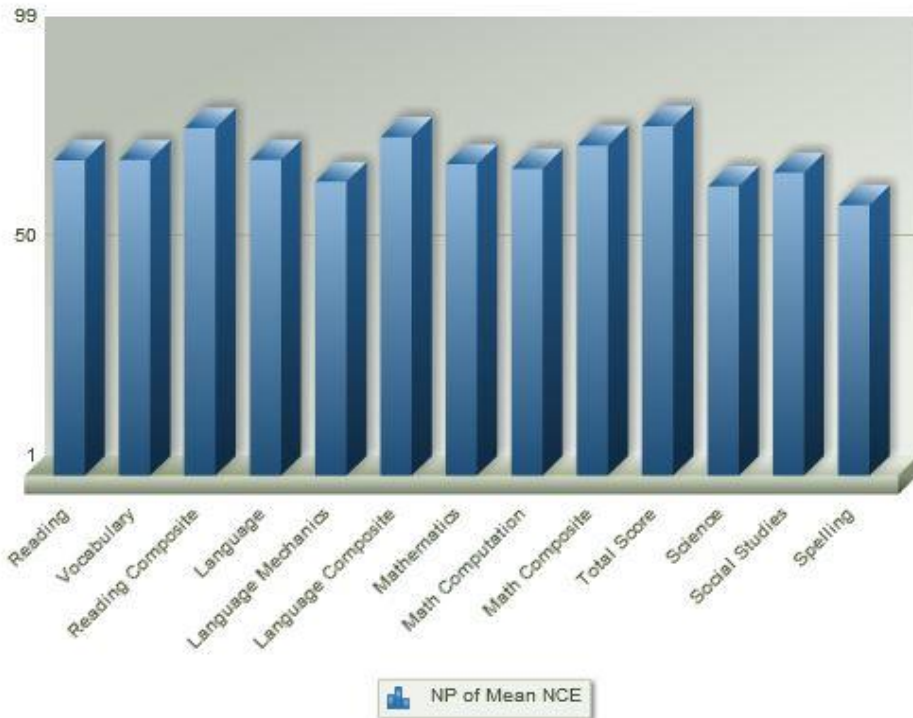
* Admin years 2012 and 2013: 2007 Norms; Admin years 2014 and beyond: 2011 Norms

NP – National Percentile

- A number that represents the percentage of students who scored at or below a given point
- For example, if a student scored at the 90th percentile, it would mean that they scored higher than 89 percent of the students who took that test
- Percentile literally means per hundred

NP of Mean NCE for TRINITY CHR SCH

CSP Spring 2018, Grade: 4, Form/Level: G/14



Subtest Name	# of Students	Mean SS	NP of Mean NCE
Reading	20	672.0	85
Vocabulary	20	669.2	85
Reading Composite	20	670.8	91
Language	20	674.0	85
Language Mechanics	20	660.1	78
Language Composite	20	667.3	90
Mathematics	20	669.7	83
Math Computation	20	652.0	82
Math Composite	20	661.1	88
Total Score	20	671.9	91
Science	20	662.3	77
Social Studies	20	671.6	81
Spelling	20	653.0	71

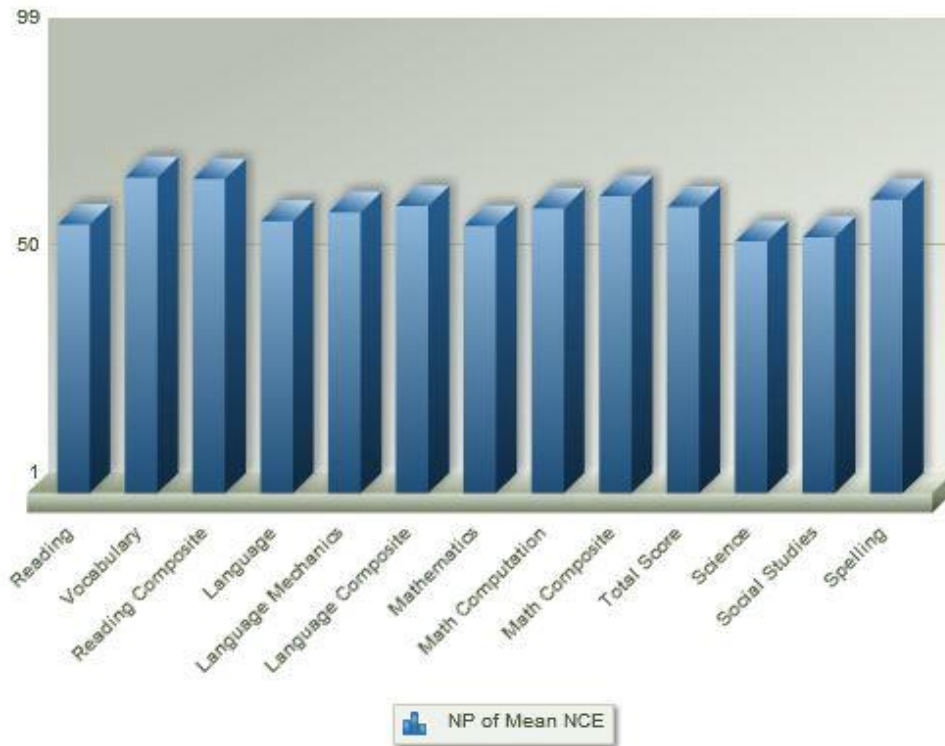
* Admin years 2012 and 2013: 2007 Norms; Admin years 2014 and beyond: 2011 Norms

NP – National Percentile

- A number that represents the percentage of students who scored at or below a given point
- For example, if a student scored at the 90th percentile, it would mean that they scored higher than 89 percent of the students who took that test
- Percentile literally means per hundred

NP of Mean NCE for TRINITY CHR SCH

CSP Spring 2018, Grade: 5, Form/Level: G/15



Subtest Name	# of Students	Mean SS	NP of Mean NCE
Reading	29	669.3	66
Vocabulary	29	683.4	82
Reading Composite	29	676.6	81
Language	29	666.4	68
Language Mechanics	29	666.9	71
Language Composite	29	666.9	73
Mathematics	29	665.5	66
Math Computation	29	662.6	72
Math Composite	29	664.4	76
Total Score	29	667.1	73
Science	29	665.4	60
Social Studies	29	663.2	61
Spelling	29	670.2	75

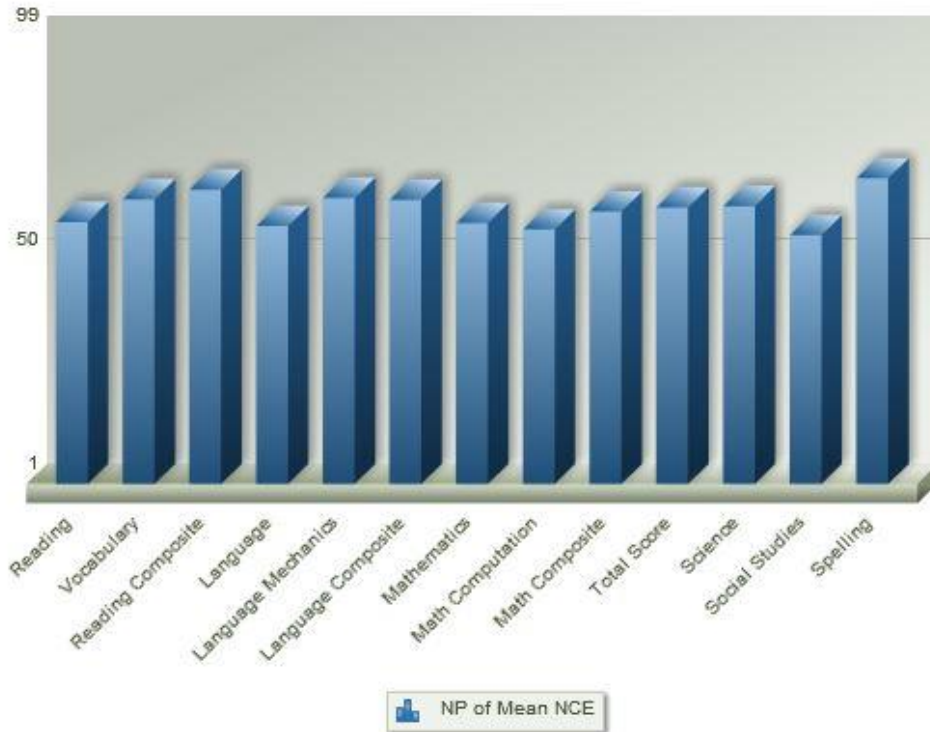
* Admin years 2012 and 2013: 2007 Norms; Admin years 2014 and beyond: 2011 Norms

NP – National Percentile

- A number that represents the percentage of students who scored at or below a given point
- For example, if a student scored at the 90th percentile, it would mean that they scored higher than 89 percent of the students who took that test
- Percentile literally means per hundred

NP of Mean NCE for TRINITY CHR SCH

CSP Spring 2018, Grade: 6, Form/Level: G/16



Subtest Name	# of Students	Mean SS	NP of Mean NCE
Reading	30	674.0	65
Vocabulary	30	679.5	73
Reading Composite	30	677.0	77
Language	30	673.1	64
Language Mechanics	30	678.5	74
Language Composite	30	676.0	73
Mathematics	30	682.3	65
Math Computation	30	672.6	62
Math Composite	30	677.8	69
Total Score	30	676.6	71
Science	30	682.1	71
Social Studies	30	668.2	60
Spelling	30	690.2	80

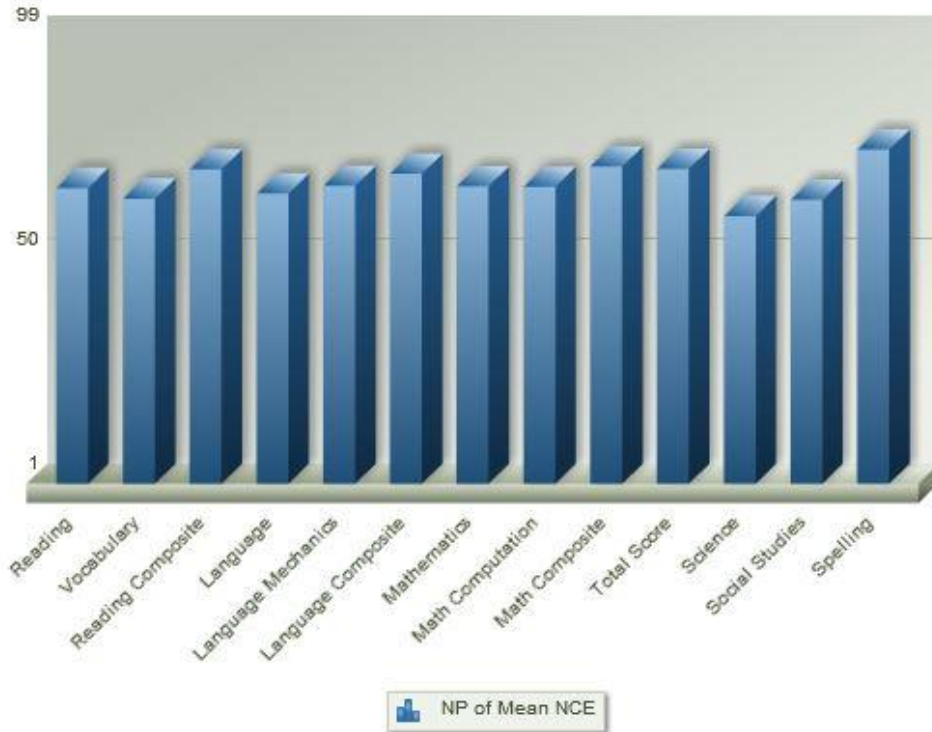
* Admin years 2012 and 2013: 2007 Norms; Admin years 2014 and beyond: 2011 Norms

NP – National Percentile

- A number that represents the percentage of students who scored at or below a given point
- For example, if a student scored at the 90th percentile, it would mean that they scored higher than 89 percent of the students who took that test
- Percentile literally means per hundred

NP of Mean NCE for TRINITY CHR SCH

CSP Spring 2018, Grade: 7, Form/Level: G/17



Subtest Name	# of Students	Mean SS	NP of Mean NCE
Reading	37	693.8	77
Vocabulary	37	688.2	74
Reading Composite	37	691.3	83
Language	37	686.6	75
Language Mechanics	37	694.2	78
Language Composite	37	690.6	81
Mathematics	37	701.6	78
Math Computation	37	699.8	78
Math Composite	37	700.9	83
Total Score	37	693.9	83
Science	37	685.9	67
Social Studies	37	691.6	73
Spelling	37	712.8	87

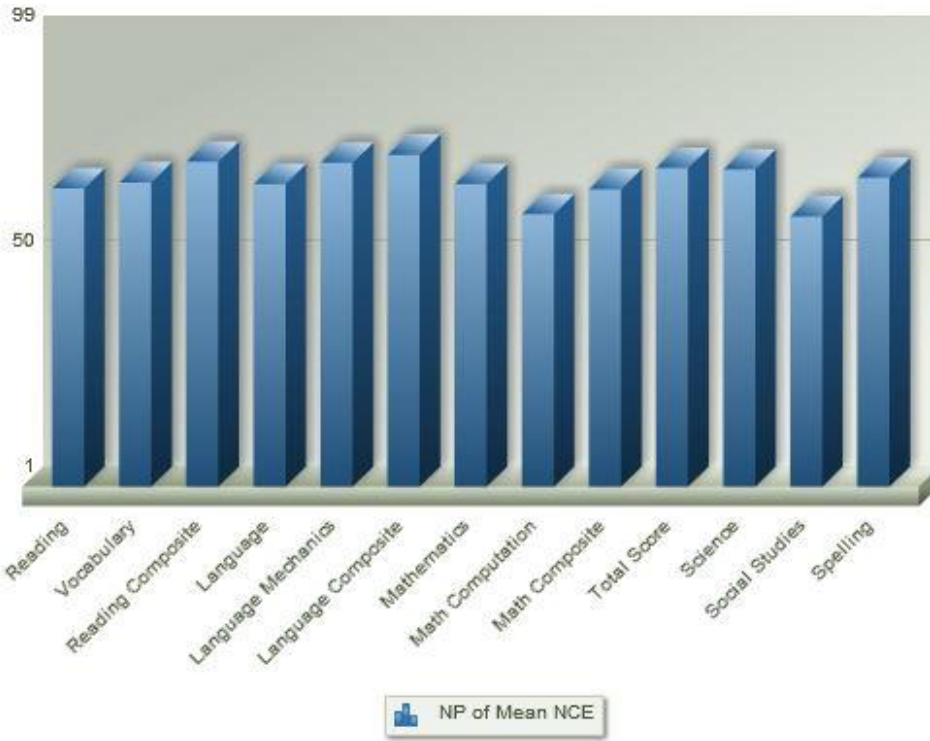
* Admin years 2012 and 2013: 2007 Norms; Admin years 2014 and beyond: 2011 Norms

NP – National Percentile

- A number that represents the percentage of students who scored at or below a given point
- For example, if a student scored at the 90th percentile, it would mean that they scored higher than 89 percent of the students who took that test
- Percentile literally means per hundred

NP of Mean NCE for TRINITY CHR SCH

CSP Spring 2018, Grade: 8, Form/Level: G/18



Subtest Name	# of Students	Mean SS	NP of Mean NCE
Reading	26	701.9	77
Vocabulary	26	703.4	79
Reading Composite	26	702.9	85
Language	26	703.0	79
Language Mechanics	26	711.2	85
Language Composite	26	707.4	86
Mathematics	26	717.8	79
Math Computation	26	711.3	69
Math Composite	26	714.8	77
Total Score	26	707.6	83
Science	26	724.0	83
Social Studies	26	691.7	68
Spelling	26	707.3	80

* Admin years 2012 and 2013: 2007 Norms; Admin years 2014 and beyond: 2011 Norms

NP – National Percentile

- A number that represents the percentage of students who scored at or below a given point
- For example, if a student scored at the 90th percentile, it would mean that they scored higher than 89 percent of the students who took that test
- Percentile literally means per hundred