

Trinity Christian School  
 901 Shorewood Drive  
 Shorewood, IL 60404

Trinity Christian School



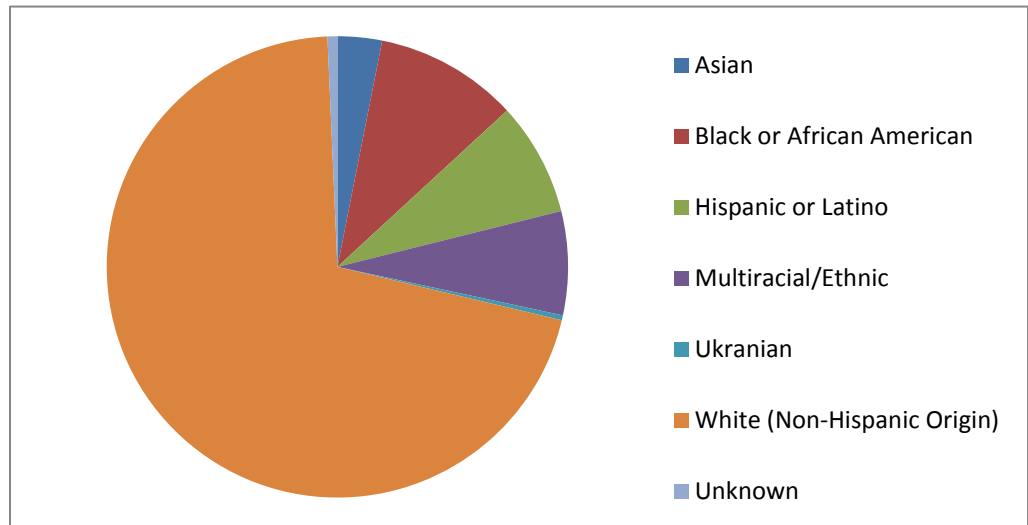
*Growing His Kingdom... One student at a time*

2016-2017 School Report Card  
 Grades K-8 (demographics updated 12/16/16)

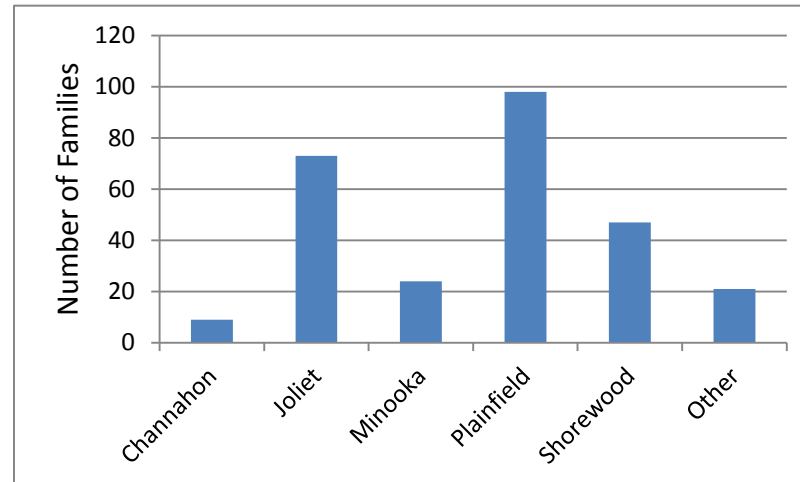
# Demographics

Female	143
Male	129

Asian	10
Black or African American	33
Hispanic or Latino	15
Multiracial/Ethnic	17
Ukranian	1
White (Non-Hispanic Origin)	196
Unknown	0
<b>Total Enrollment</b>	<b>272</b>



Channahon	9
Joliet	73
Minooka	24
Plainfield	98
Shorewood	47
Other	21
<b>Total Enrollment</b>	<b>272</b>



# Instructional Setting

## Average Class Size

Max=24

#=How Many Classes

	K		1st		2nd		3rd		4th		5th		6th		7th		8th	
	#	Avg. Size	#	Avg. Size	#	Avg. Size	#	Avg. Size	#	Avg. Size	#	Avg. Size	#	Avg. Size	#	Avg. Size	#	Avg. Size
2016-2017	2	14	2	13	2	14.5	1	21	2	16	2	17	2	20	2	15.5	1	24

# Academic Performance

## 2016-2017 Testing Scores

### TERRA NOVA 3 – Standardized Testing

Overview:

TerraNova, Third Edition Complete Battery provides detailed diagnostic information. This series of assessments generates precise norm-referenced achievement scores, a full complement of criterion-referenced objective mastery scores, and performance-level information.

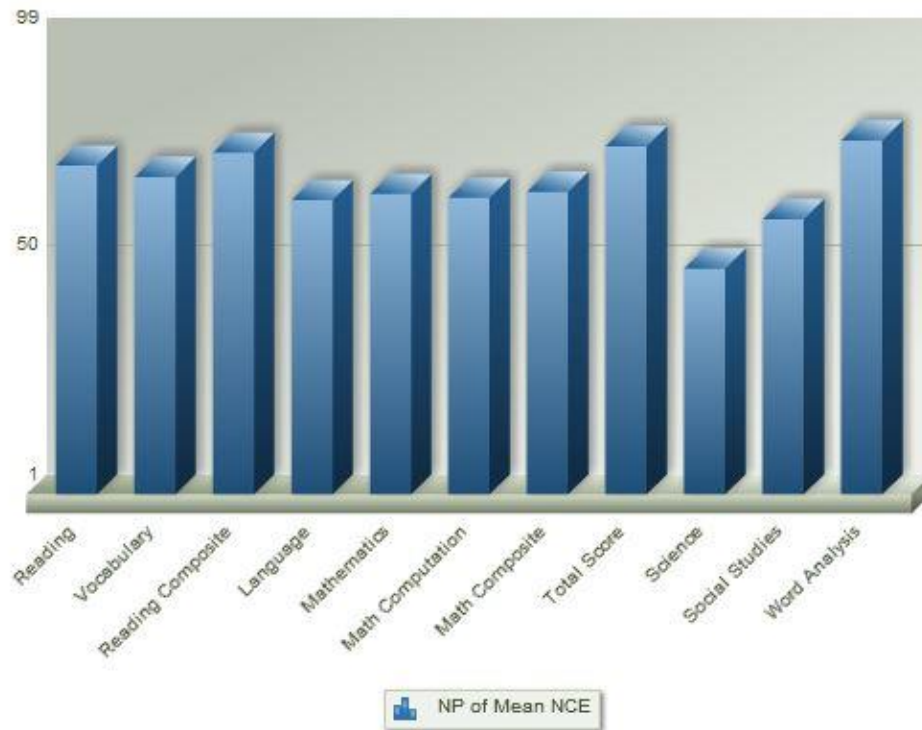
Features:

- Uses selected-response items to provide detailed comparative and diagnostic information
- Provides norm-referenced achievement scores, criterion-referenced objective mastery scores, and performance-level information

Complete Battery supports student achievement at every stage of the instruction/assessment cycle. Trinity Christian School's results are illustrated below.

**NP of Mean NCE for TRINITY CHR SCH**

CSP Spring 2017, Grade: 1, Form/Level: GL/11



Subtest Name	# of Students	Mean SS	NP of Mean NCE
Reading	26	616.8	85
Vocabulary	26	595.5	82
Reading Composite	26	606.4	88
Language	26	614.3	75
Mathematics	26	558.7	77
Math Computation	26	512.1	76
Math Composite	26	535.7	78
Total Score	26	596.6	89
Science	26	555.8	49
Social Studies	26	598.6	68
Word Analysis	26	626.2	90

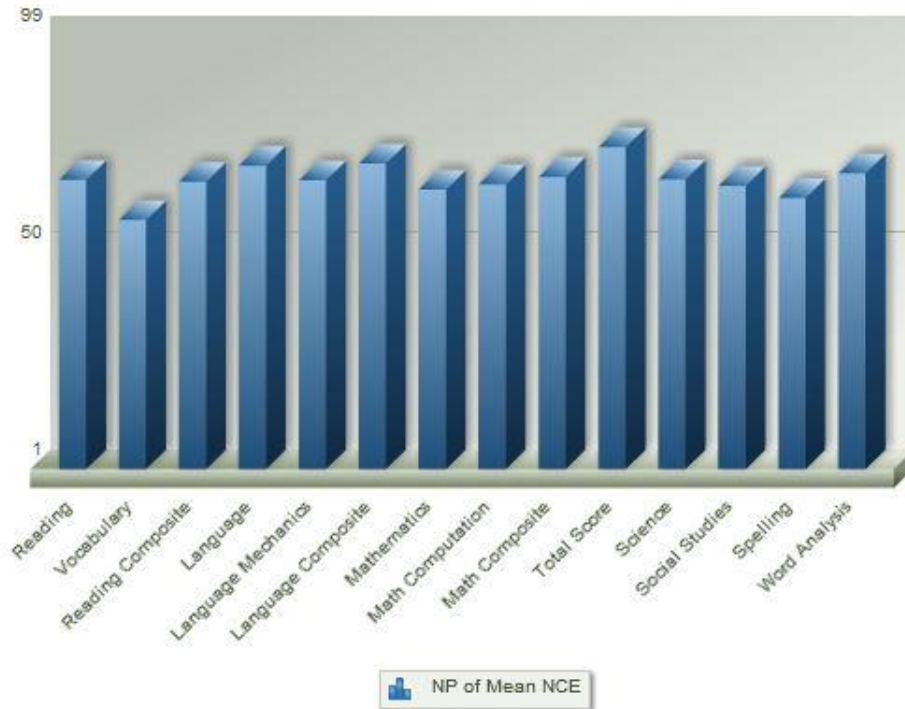
\* Admin years 2012 and 2013: 2007 Norms; Admin years 2014 and beyond: 2011 Norms

**NP – National Percentile**

- A number that represents the percentage of students who scored at or below a given point
- For example, if a student scored at the 90th percentile, it would mean that they scored higher than 89 percent of the students who took that test
- Percentile literally means per hundred

## NP of Mean NCE for TRINITY CHR SCH

CSP Spring 2017, Grade: 2, Form/Level: GL/12



Subtest Name	# of Students	Mean SS	NP of Mean NCE
Reading	28	635.9	78
Vocabulary	28	607.6	63
Reading Composite	28	622.0	78
Language	28	647.9	82
Language Mechanics	28	632.1	78
Language Composite	28	640.3	83
Mathematics	28	600.8	75
Math Computation	28	569.3	77
Math Composite	28	585.3	79
Total Score	28	628.2	87
Science	28	628.5	78
Social Studies	28	636.5	76
Spelling	28	608.9	72
Word Analysis	28	648.0	80

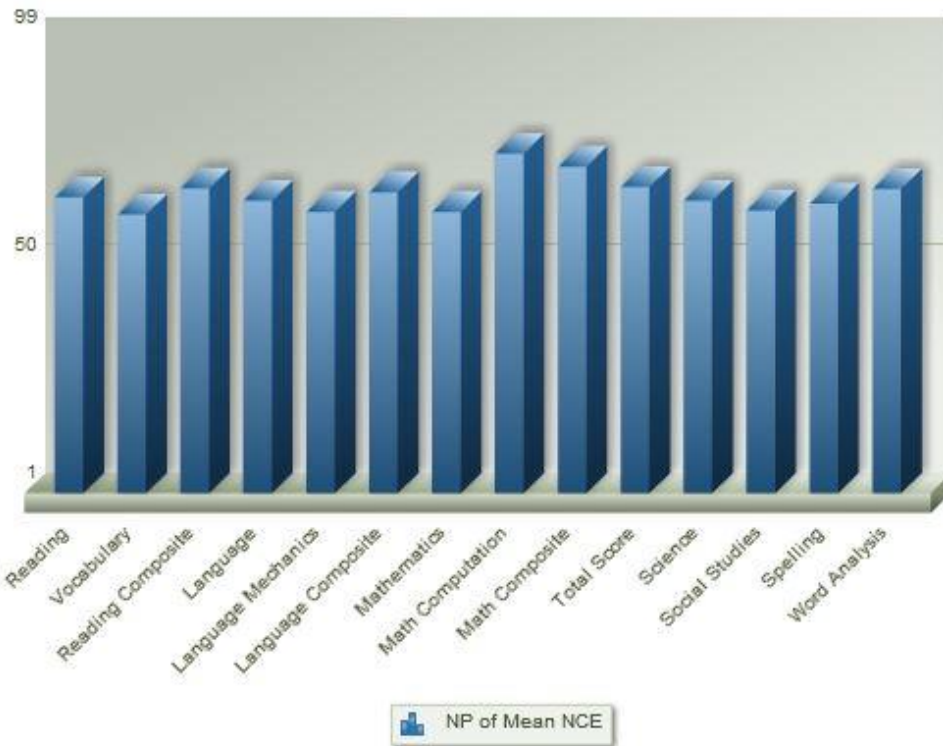
\* Admin years 2012 and 2013: 2007 Norms; Admin years 2014 and beyond: 2011 Norms

NP – National Percentile

- A number that represents the percentage of students who scored at or below a given point
- For example, if a student scored at the 90th percentile, it would mean that they scored higher than 89 percent of the students who took that test
- Percentile literally means per hundred

## NP of Mean NCE for TRINITY CHR SCH

CSP Spring 2017, Grade: 3, Form/Level: G/13



Subtest Name	# of Students	Mean SS	NP of Mean NCE
Reading	21	650.0	76
Vocabulary	21	638.5	70
Reading Composite	21	644.6	78
Language	21	650.3	75
Language Mechanics	21	639.0	71
Language Composite	21	645.0	77
Mathematics	21	633.3	71
Math Computation	21	632.1	87
Math Composite	21	632.9	84
Total Score	21	644.6	79
Science	21	647.5	75
Social Studies	21	646.6	71
Spelling	21	637.6	74
Word Analysis	21	662.4	78

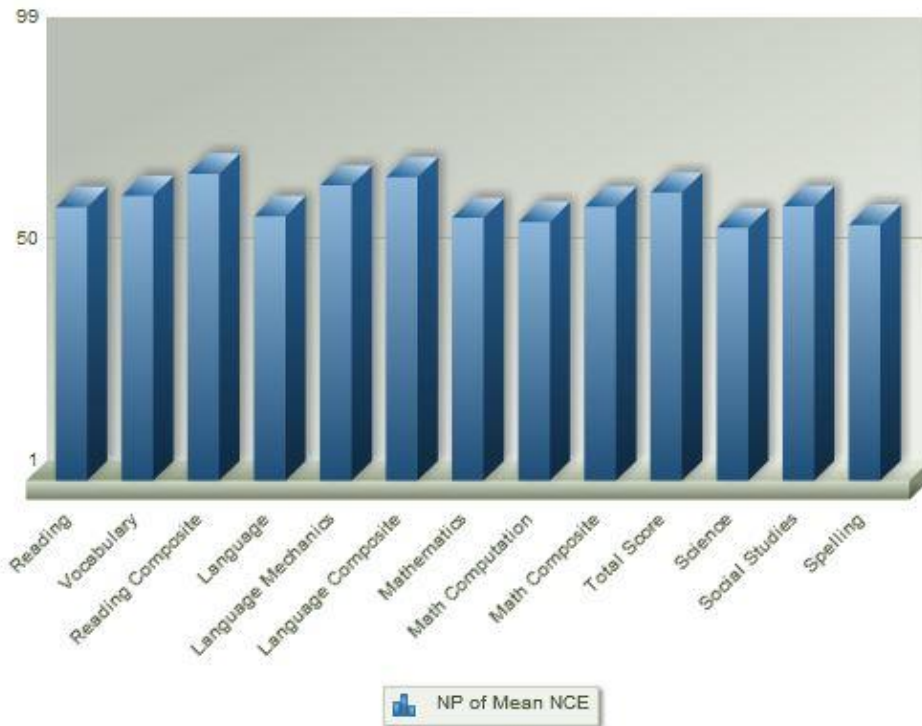
\* Admin years 2012 and 2013: 2007 Norms; Admin years 2014 and beyond: 2011 Norms

NP – National Percentile

- A number that represents the percentage of students who scored at or below a given point
- For example, if a student scored at the 90th percentile, it would mean that they scored higher than 89 percent of the students who took that test
- Percentile literally means per hundred

## NP of Mean NCE for TRINITY CHR SCH

CSP Spring 2017, Grade: 4, Form/Level: G/14



Subtest Name	# of Students	Mean SS	NP of Mean NCE
Reading	32	657.8	71
Vocabulary	31	659.0	75
Reading Composite	31	659.7	82
Language	32	652.5	67
Language Mechanics	32	660.1	78
Language Composite	32	656.5	80
Mathematics	32	649.3	67
Math Computation	32	633.8	65
Math Composite	32	641.9	71
Total Score	32	653.2	76
Science	32	648.4	63
Social Studies	32	663.0	71
Spelling	32	640.6	64

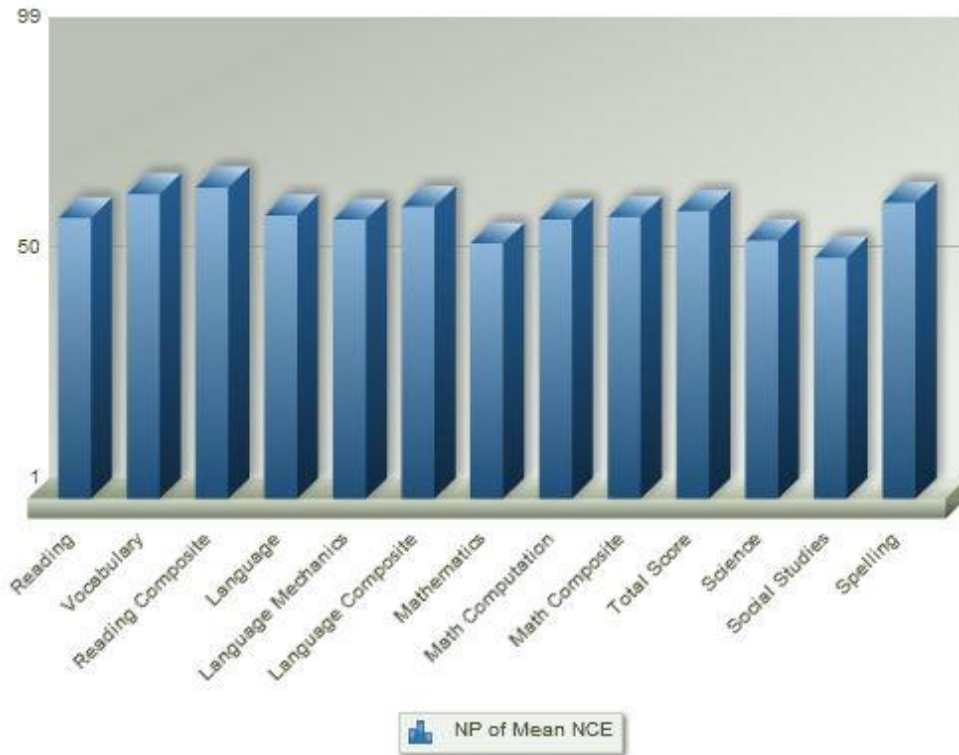
\* Admin years 2012 and 2013: 2007 Norms; Admin years 2014 and beyond: 2011 Norms

NP – National Percentile

- A number that represents the percentage of students who scored at or below a given point
- For example, if a student scored at the 90th percentile, it would mean that they scored higher than 89 percent of the students who took that test
- Percentile literally means per hundred

## NP of Mean NCE for TRINITY CHR SCH

CSP Spring 2017, Grade: 5, Form/Level: G/15



Subtest Name	# of Students	Mean SS	NP of Mean NCE
Reading	35	671.5	69
Vocabulary	35	677.6	77
Reading Composite	35	674.7	79
Language	35	671.0	70
Language Mechanics	35	662.8	69
Language Composite	35	667.1	73
Mathematics	35	659.6	60
Math Computation	35	659.7	69
Math Composite	35	659.9	70
Total Score	35	667.4	72
Science	35	666.8	61
Social Studies	35	654.2	54
Spelling	35	669.6	75

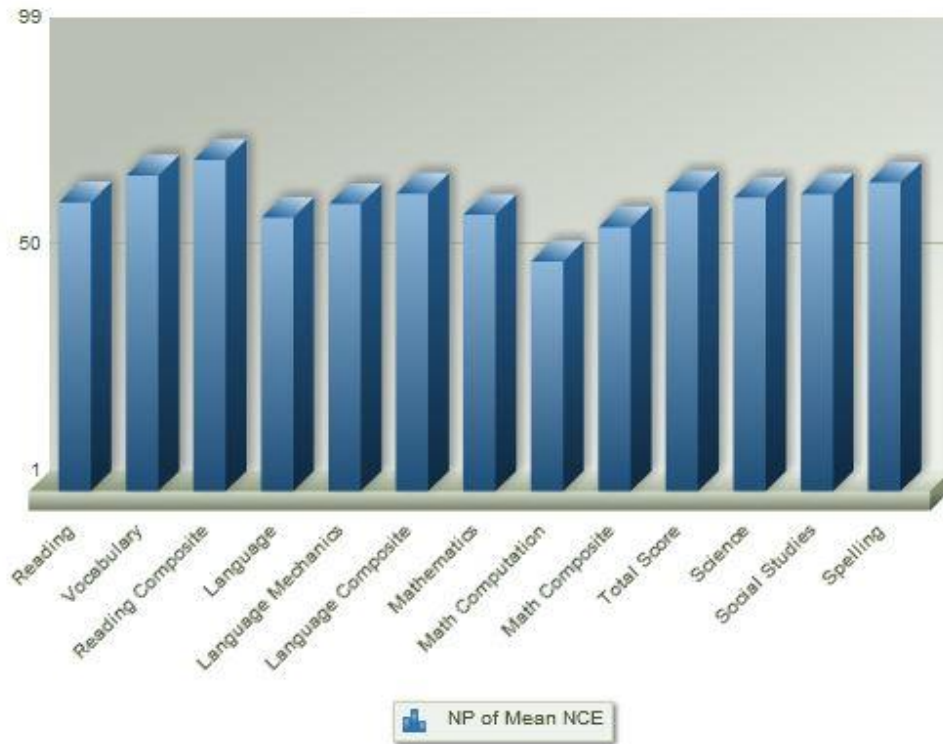
\* Admin years 2012 and 2013: 2007 Norms; Admin years 2014 and beyond: 2011 Norms

NP – National Percentile

- A number that represents the percentage of students who scored at or below a given point
- For example, if a student scored at the 90th percentile, it would mean that they scored higher than 89 percent of the students who took that test
- Percentile literally means per hundred

## NP of Mean NCE for TRINITY CHR SCH

CSP Spring 2017, Grade: 6, Form/Level: G/16



Subtest Name	# of Students	Mean SS	NP of Mean NCE
Reading	38	682.3	74
Vocabulary	38	689.9	82
Reading Composite	38	686.3	86
Language	38	674.8	68
Language Mechanics	38	677.0	73
Language Composite	38	676.2	77
Mathematics	38	687.2	70
Math Computation	38	661.3	51
Math Composite	38	674.5	65
Total Score	38	681.5	77
Science	38	687.2	75
Social Studies	38	684.4	77
Spelling	38	689.8	80

\* Admin years 2012 and 2013: 2007 Norms; Admin years 2014 and beyond: 2011 Norms

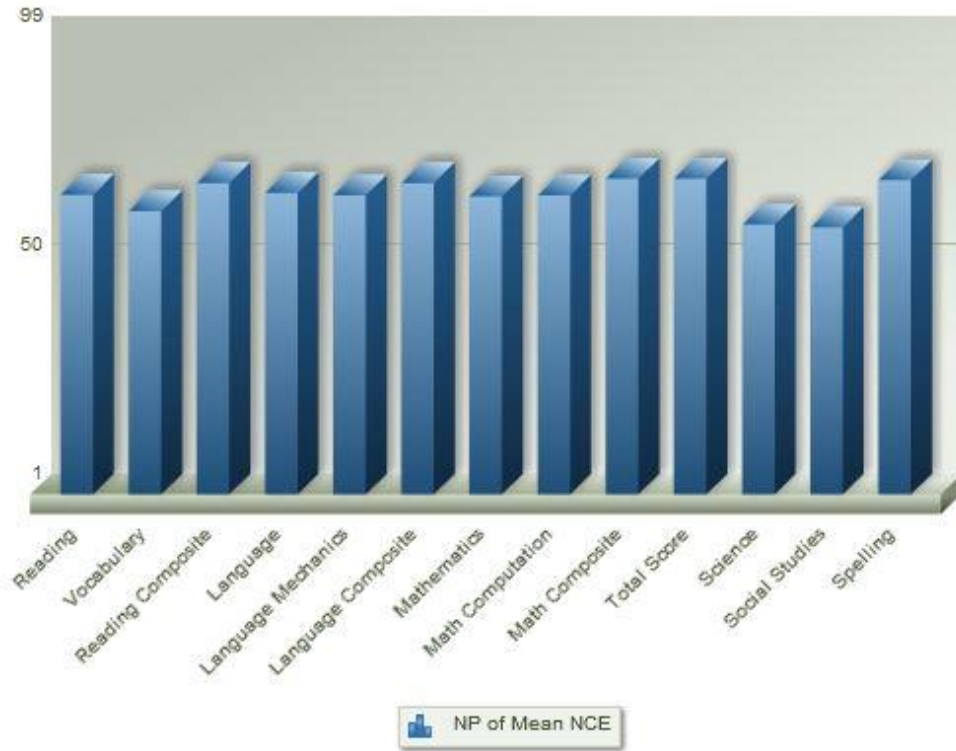
### NP – National Percentile

- A number that represents the percentage of students who scored at or below a given point
- For example, if a student scored at the 90th percentile, it would mean that they scored higher than 89 percent of the students who took that test
- Percentile literally means per hundred



## NP of Mean NCE for TRINITY CHR SCH

CSP Spring 2017, Grade: 7, Form/Level: G/17



Subtest Name	# of Students	Mean SS	NP of Mean NCE
Reading	30	693.9	76
Vocabulary	30	686.3	71
Reading Composite	30	690.4	80
Language	30	690.4	77
Language Mechanics	30	691.0	76
Language Composite	30	690.9	80
Mathematics	30	706.3	76
Math Computation	30	700.1	76
Math Composite	30	703.5	81
Total Score	30	697.0	81
Science	30	688.4	66
Social Studies	30	683.8	65
Spelling	30	702.4	81

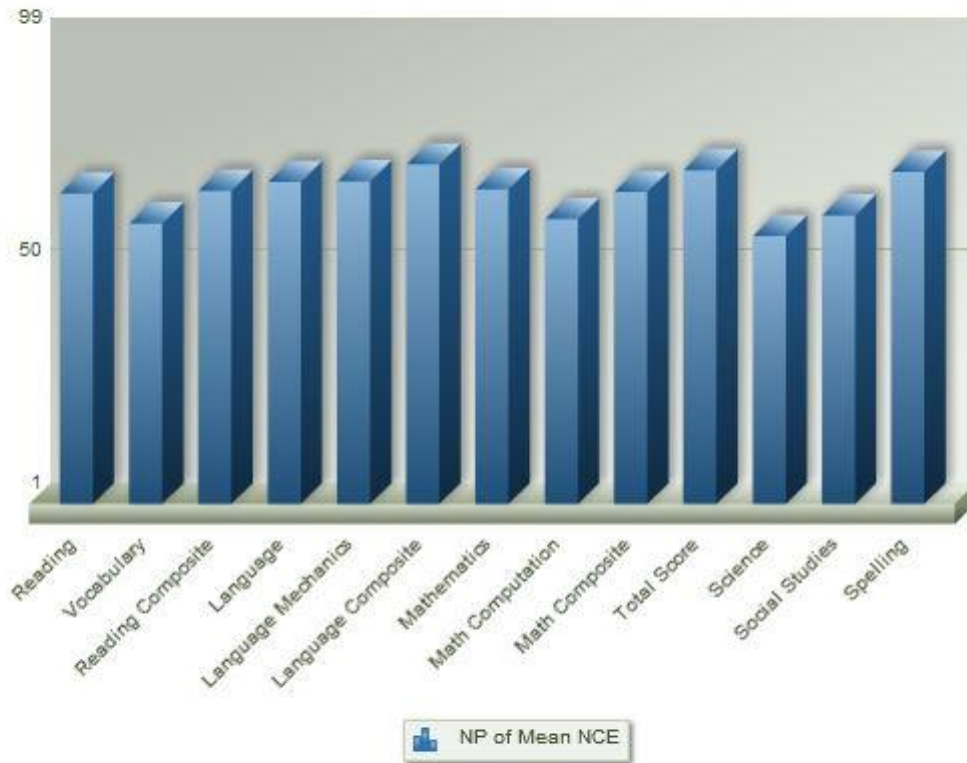
\* Admin years 2012 and 2013: 2007 Norms; Admin years 2014 and beyond: 2011 Norms

NP – National Percentile

- A number that represents the percentage of students who scored at or below a given point
- For example, if a student scored at the 90th percentile, it would mean that they scored higher than 89 percent of the students who took that test
- Percentile literally means per hundred

## NP of Mean NCE for TRINITY CHR SCH

CSP Spring 2017, Grade: 8, Form/Level: G/18



Subtest Name	# of Students	Mean SS	NP of Mean NCE
Reading	24	701.6	78
Vocabulary	24	690.6	68
Reading Composite	24	696.4	79
Language	24	705.2	81
Language Mechanics	24	705.7	82
Language Composite	24	705.7	86
Mathematics	24	717.3	79
Math Computation	24	712.7	70
Math Composite	24	715.3	78
Total Score	24	708.0	84
Science	24	700.1	64
Social Studies	24	694.4	71
Spelling	24	716.9	84

\* Admin years 2012 and 2013: 2007 Norms; Admin years 2014 and beyond: 2011 Norms

NP – National Percentile

- A number that represents the percentage of students who scored at or below a given point
- For example, if a student scored at the 90th percentile, it would mean that they scored higher than 89 percent of the students who took that test
- Percentile literally means per hundred