

Trinity Christian School
 901 Shorewood Drive
 Shorewood, IL 60404

Trinity Christian School



Growing His Kingdom... One student at a time

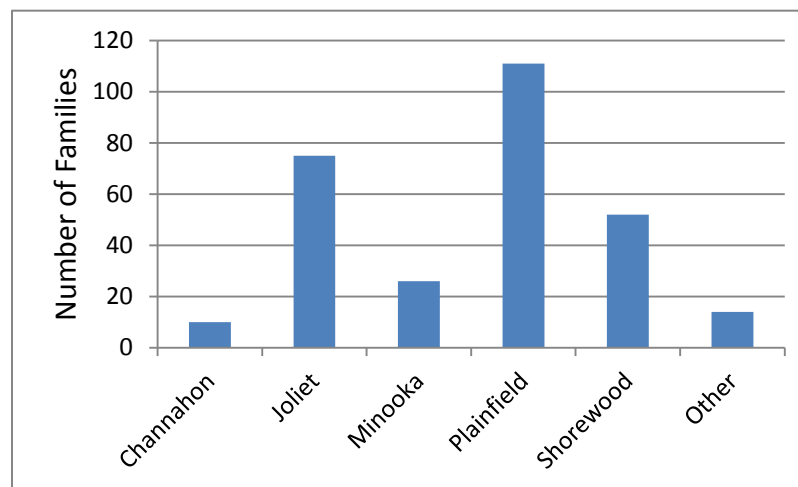
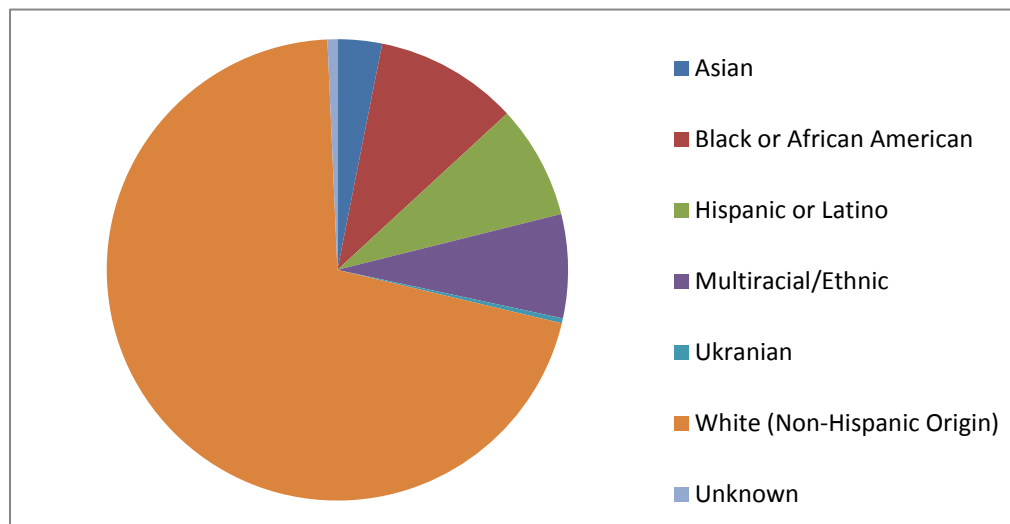
2015-2016 School Report Card
 Grades K-8

Demographics

Female	136
Male	151

Asian	9
Black or African American	29
Hispanic or Latino	23
Multiracial/Ethnic	21
Ukranian	1
White (Non-Hispanic Origin)	204
Unknown	0
Total Enrollment	287

Channahon	10
Joliet	75
Minooka	26
Plainfield	110
Shorewood	52
Other	14
Total Enrollment	287



Instructional Setting

Average Class Size

Max=24

#=How Many Classes

	K		1st		2nd		3rd		4th		5th		6th		7th		8th	
	#	Avg. Size	#	Avg. Size	#	Avg. Size	#	Avg. Size	#	Avg. Size	#	Avg. Size	#	Avg. Size	#	Avg. Size	#	Avg. Size
2015-2016	2	15.5	2	17	2	13	2	16.5	2	15.5	2	20	2	16.5	2	11.5	2	16.5

Academic Performance

2015-2016 Testing Scores

TERRA NOVA 3 – Standardized Testing

Overview:

TerraNova, Third Edition Complete Battery provides detailed diagnostic information. This series of assessments generates precise norm-referenced achievement scores, a full complement of criterion-referenced objective mastery scores, and performance-level information.

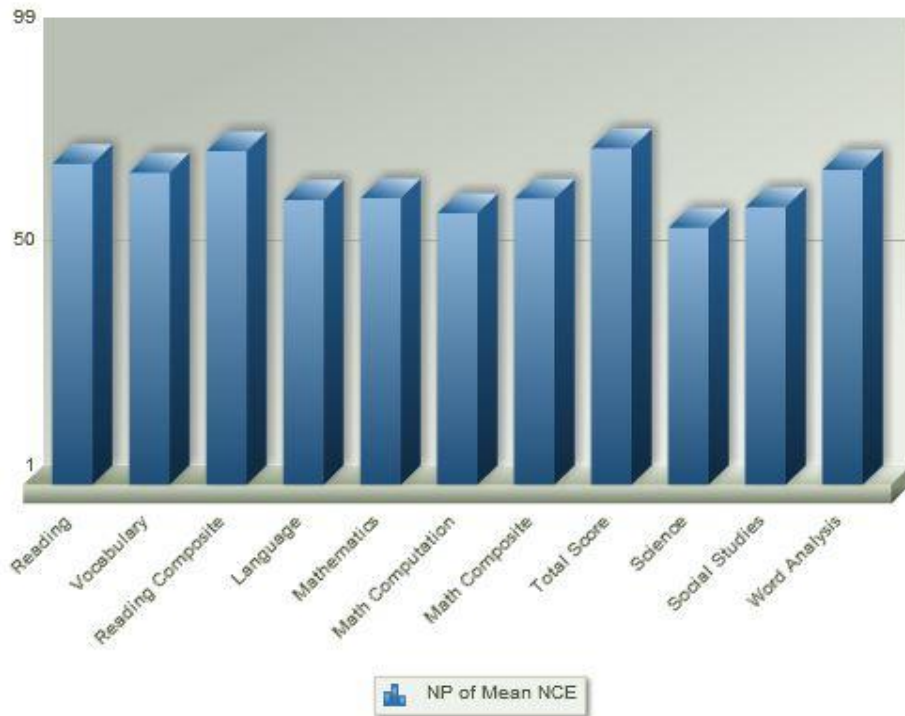
Features:

- Uses selected-response items to provide detailed comparative and diagnostic information
- Provides norm-referenced achievement scores, criterion-referenced objective mastery scores, and performance-level information

Complete Battery supports student achievement at every stage of the instruction/assessment cycle. Trinity Christian School's results are illustrated below.

NP of Mean NCE for TRINITY CHR SCH

ACSI Spring 2016, Grade: 1, Form/Level: GL/11



Subtest Name	# of Students	Mean SS	NP of Mean NCE
Reading	35	617.9	84
Vocabulary	35	597.6	82
Reading Composite	35	607.9	87
Language	35	611.3	74
Mathematics	35	561.4	74
Math Computation	35	507.9	69
Math Composite	35	534.8	74
Total Score	35	596.9	88
Science	35	573.7	63
Social Studies	35	603.3	71
Word Analysis	35	617.4	83

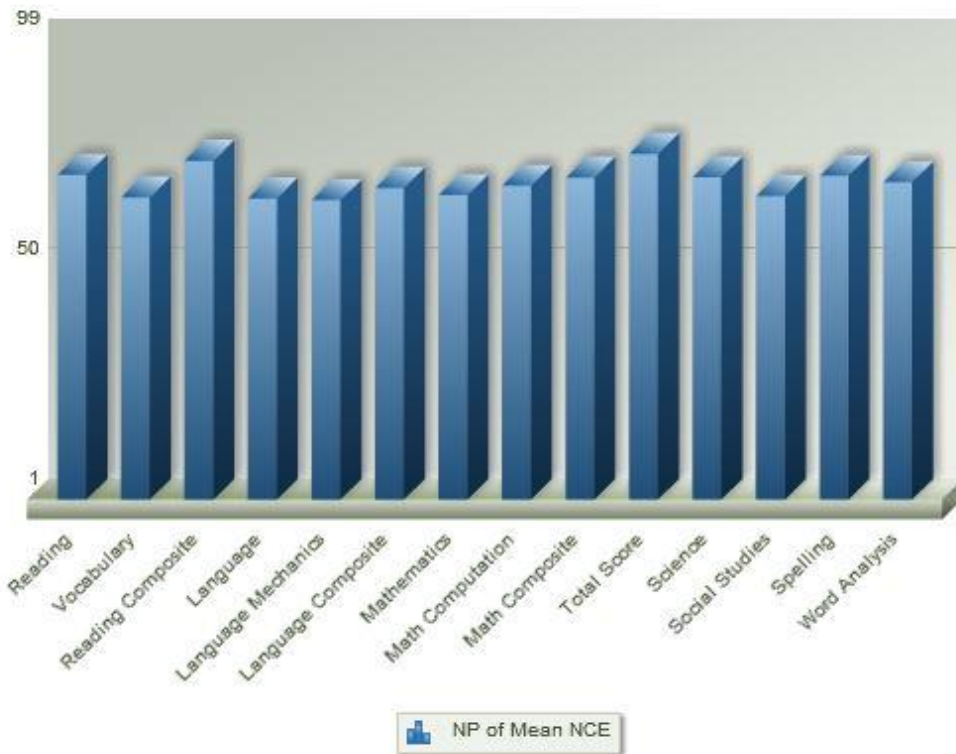
* Admin years 2012 and 2013: 2007 Norms; Admin years 2014 and beyond: 2011 Norms

NP – National Percentile

- A number that represents the percentage of students who scored at or below a given point
- For example, if a student scored at the 90th percentile, it would mean that they scored higher than 89 percent of the students who took that test
- Percentile literally means per hundred

NP of Mean NCE for TRINITY CHR SCH

ACSI Spring 2016, Grade: 2, Form/Level: GL/12



Subtest Name	# of Students	Mean SS	NP of Mean NCE
Reading	26	644.7	83
Vocabulary	26	623.2	77
Reading Composite	26	634.3	86
Language	26	638.0	76
Language Mechanics	26	629.3	76
Language Composite	26	633.9	80
Mathematics	26	606.9	77
Math Computation	26	574.0	80
Math Composite	26	590.7	82
Total Score	26	629.8	88
Science	26	635.5	82
Social Studies	26	636.5	77
Spelling	26	628.2	83
Word Analysis	26	648.4	81

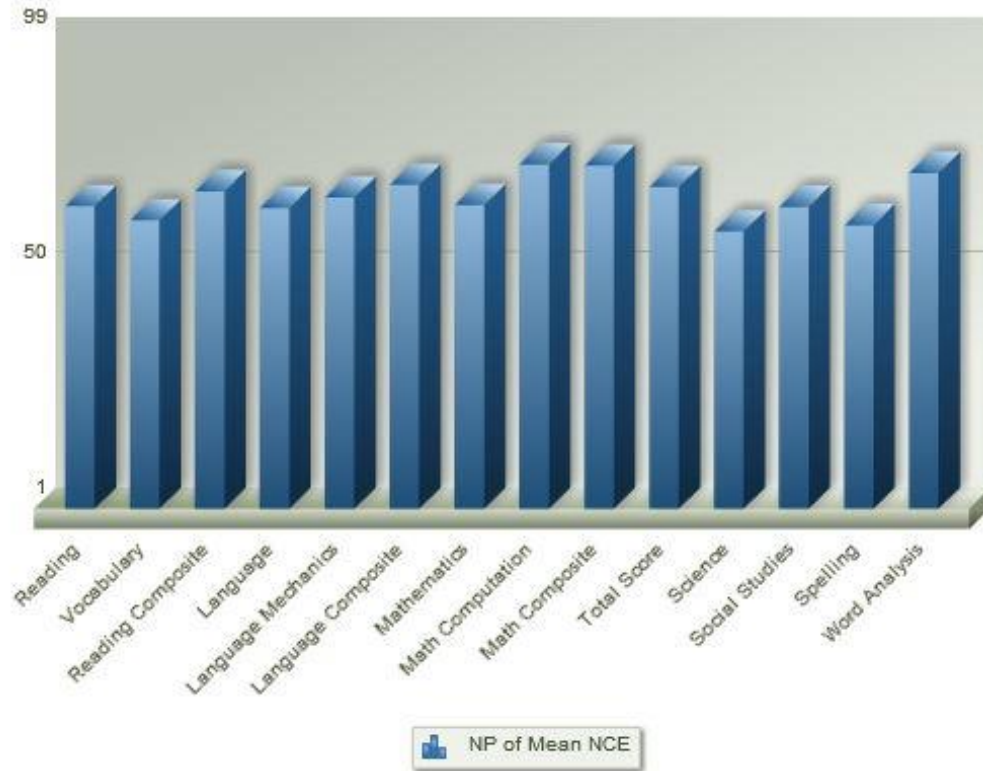
* Admin years 2012 and 2013: 2007 Norms; Admin years 2014 and beyond: 2011 Norms

NP – National Percentile

- A number that represents the percentage of students who scored at or below a given point
- For example, if a student scored at the 90th percentile, it would mean that they scored higher than 89 percent of the students who took that test
- Percentile literally means per hundred

NP of Mean NCE for TRINITY CHR SCH

ACSI Spring 2016, Grade: 3, Form/Level: G/13



Subtest Name	# of Students	Mean SS	NP of Mean NCE
Reading	33	649.0	75
Vocabulary	33	638.0	70
Reading Composite	33	643.7	79
Language	33	649.6	74
Language Mechanics	33	645.7	77
Language Composite	33	647.8	81
Mathematics	33	638.2	75
Math Computation	33	629.8	86
Math Composite	33	634.3	86
Total Score	33	645.6	80
Science	33	634.8	66
Social Studies	33	651.0	74
Spelling	33	630.2	68
Word Analysis	33	670.0	84

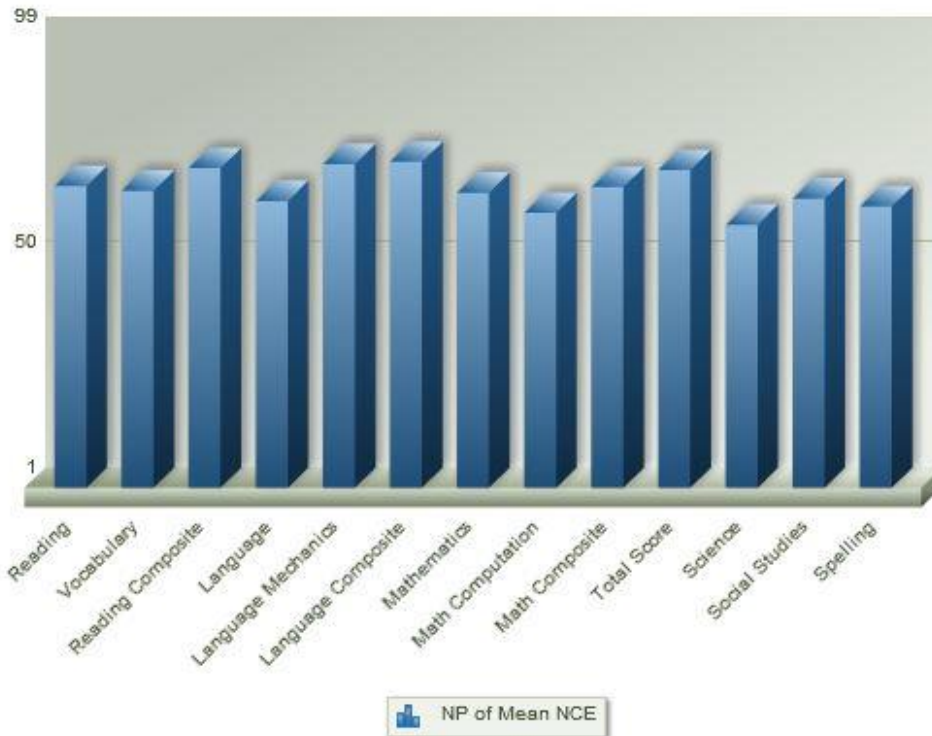
* Admin years 2012 and 2013: 2007 Norms; Admin years 2014 and beyond: 2011 Norms

NP – National Percentile

- A number that represents the percentage of students who scored at or below a given point
- For example, if a student scored at the 90th percentile, it would mean that they scored higher than 89 percent of the students who took that test
- Percentile literally means per hundred

NP of Mean NCE for TRINITY CHR SCH

ACSI Spring 2016, Grade: 4, Form/Level: G/14



Subtest Name	# of Students	Mean SS	NP of Mean NCE
Reading	31	670.2	78
Vocabulary	31	660.0	77
Reading Composite	31	665.3	83
Language	31	662.2	74
Language Mechanics	31	669.6	85
Language Composite	31	666.2	85
Mathematics	31	661.0	76
Math Computation	31	638.5	70
Math Composite	31	650.0	78
Total Score	31	664.5	83
Science	31	650.5	65
Social Studies	31	666.8	74
Spelling	31	655.7	72

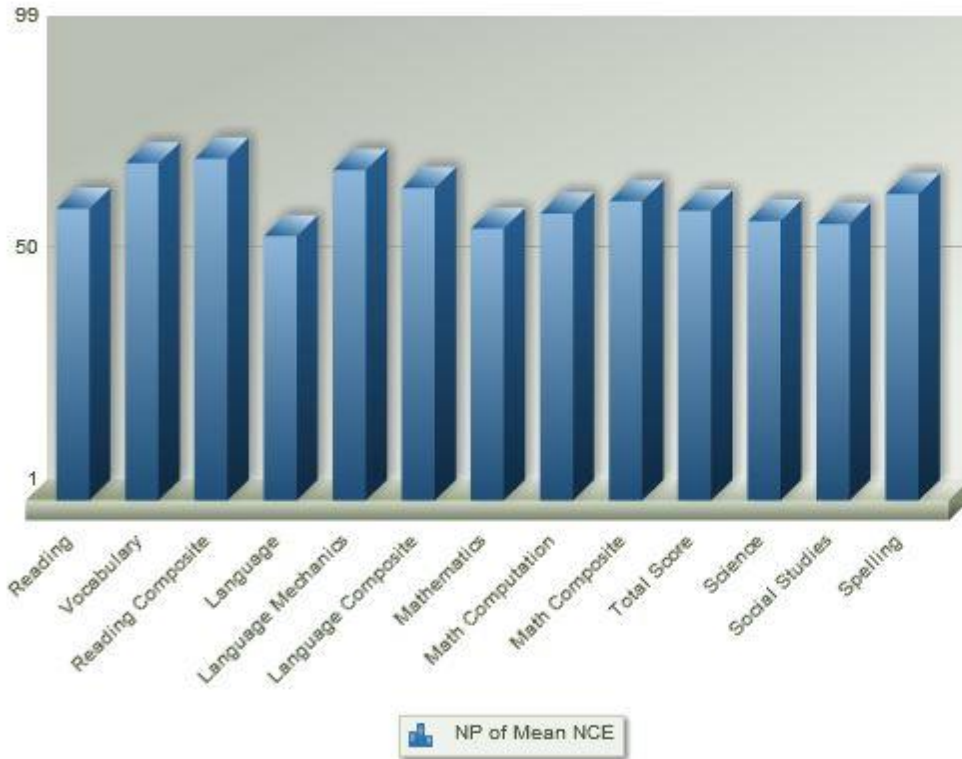
* Admin years 2012 and 2013: 2007 Norms; Admin years 2014 and beyond: 2011 Norms

NP – National Percentile

- A number that represents the percentage of students who scored at or below a given point
- For example, if a student scored at the 90th percentile, it would mean that they scored higher than 89 percent of the students who took that test
- Percentile literally means per hundred

NP of Mean NCE for TRINITY CHR SCH

ACSI Spring 2016, Grade: 5, Form/Level: G/15



Subtest Name	# of Students	Mean SS	NP of Mean NCE
Reading	39	674.8	73
Vocabulary	39	688.0	85
Reading Composite	39	681.7	86
Language	39	662.1	63
Language Mechanics	39	684.5	84
Language Composite	39	673.5	79
Mathematics	39	664.4	65
Math Computation	39	662.3	71
Math Composite	39	663.5	75
Total Score	39	667.1	72
Science	39	670.9	68
Social Studies	39	668.0	67
Spelling	39	673.0	77

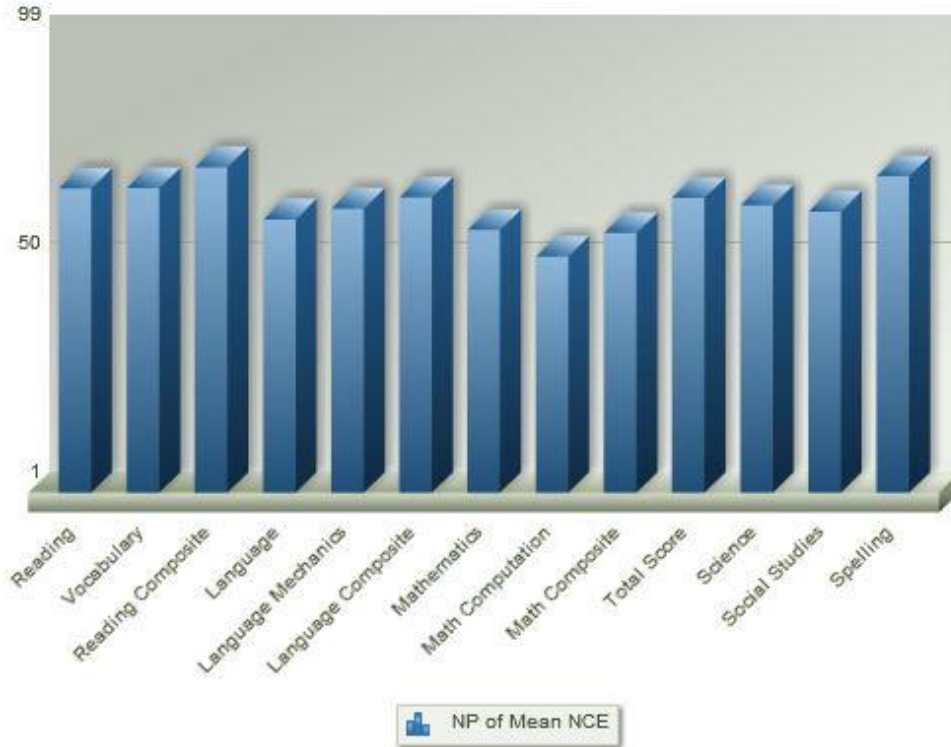
* Admin years 2012 and 2013: 2007 Norms; Admin years 2014 and beyond: 2011 Norms

NP – National Percentile

- A number that represents the percentage of students who scored at or below a given point
- For example, if a student scored at the 90th percentile, it would mean that they scored higher than 89 percent of the students who took that test
- Percentile literally means per hundred

NP of Mean NCE for TRINITY CHR SCH

ACSI Spring 2016, Grade: 6, Form/Level: G/16



Subtest Name	# of Students	Mean SS	NP of Mean NCE
Reading	33	687.3	78
Vocabulary	33	684.3	78
Reading Composite	33	686.0	84
Language	33	674.4	68
Language Mechanics	33	673.8	71
Language Composite	33	674.4	75
Mathematics	33	680.1	63
Math Computation	33	662.6	53
Math Composite	33	671.6	62
Total Score	33	680.6	75
Science	33	683.4	72
Social Studies	33	678.5	70
Spelling	33	691.6	81

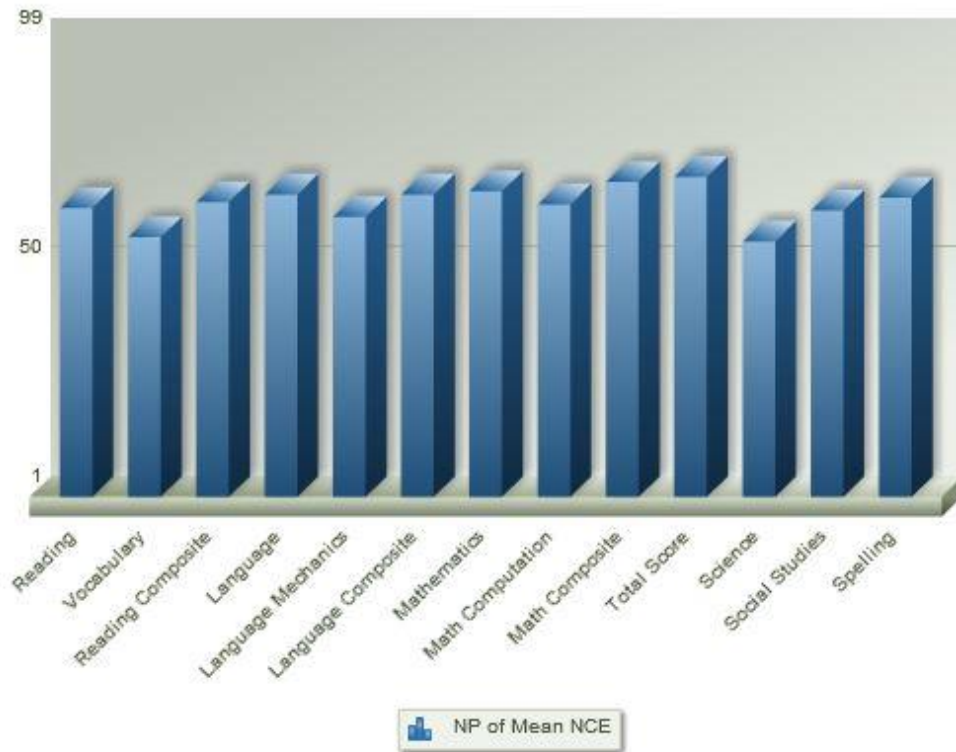
* Admin years 2012 and 2013: 2007 Norms; Admin years 2014 and beyond: 2011 Norms

NP – National Percentile

- A number that represents the percentage of students who scored at or below a given point
- For example, if a student scored at the 90th percentile, it would mean that they scored higher than 89 percent of the students who took that test
- Percentile literally means per hundred

NP of Mean NCE for TRINITY CHR SCH

ACSI Spring 2016, Grade: 7, Form/Level: G/17



Subtest Name	# of Students	Mean SS	NP of Mean NCE
Reading	23	688.2	73
Vocabulary	23	676.6	62
Reading Composite	23	682.7	75
Language	23	696.7	77
Language Mechanics	23	683.5	70
Language Composite	23	690.3	77
Mathematics	23	703.4	78
Math Computation	23	696.5	74
Math Composite	23	700.2	81
Total Score	23	696.0	82
Science	23	680.0	61
Social Studies	23	691.1	72
Spelling	23	695.2	76

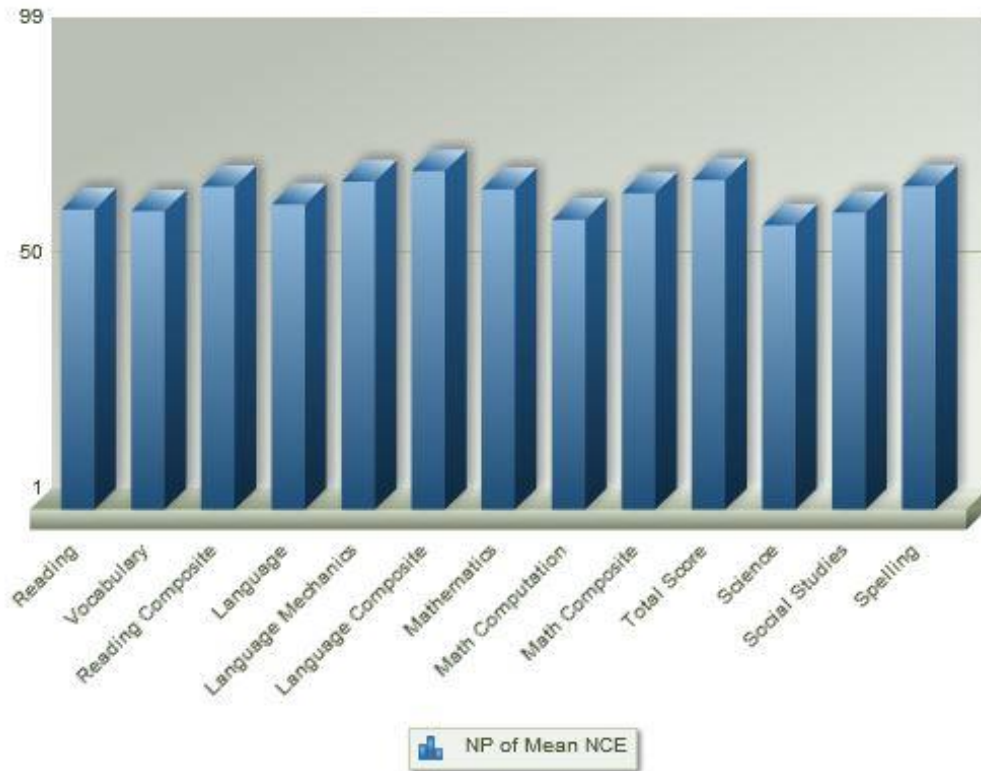
* Admin years 2012 and 2013: 2007 Norms; Admin years 2014 and beyond: 2011 Norms

NP – National Percentile

- A number that represents the percentage of students who scored at or below a given point
- For example, if a student scored at the 90th percentile, it would mean that they scored higher than 89 percent of the students who took that test
- Percentile literally means per hundred

NP of Mean NCE for TRINITY CHR SCH

ACSI Spring 2016, Grade: 8, Form/Level: G/18



Subtest Name	# of Students	Mean SS	NP of Mean NCE
Reading	33	696.7	74
Vocabulary	33	695.8	73
Reading Composite	33	696.5	80
Language	33	694.2	75
Language Mechanics	33	706.3	82
Language Composite	33	700.5	85
Mathematics	33	719.8	80
Math Computation	33	712.4	70
Math Composite	33	716.4	79
Total Score	33	703.5	82
Science	33	707.9	68
Social Studies	33	696.9	73
Spelling	33	710.5	81

* Admin years 2012 and 2013: 2007 Norms; Admin years 2014 and beyond: 2011 Norms

NP – National Percentile

- A number that represents the percentage of students who scored at or below a given point
- For example, if a student scored at the 90th percentile, it would mean that they scored higher than 89 percent of the students who took that test
- Percentile literally means per hundred